

LED line

PRODUCT CATALOGUE

We create human-friendly light

Development, Innovation, Reliability

We care about the satisfaction of our customers by using the best components for the production of our luminaires. Paying special attention to the quality of LED line products, we have achieved the level of failure-free operation during the warranty period at the level of 99.8%.

Light is our passion. By closely following market trends, we discover industry novelties and implement them into our offer. The highest quality standards are our priority. Our mission is: „to develop and deliver the highest quality light sources in accordance with European standards”.



Our product
LED line Strip 300 SMD5050 24V
6500K RGBW 19,2W

LED line

Contents

INDUSTRIAL LED FIXTURES	9
PHOTON floodlight	10 - 14
RAIDER UFO high-bay	15 - 16
PHANTOM high-bay	17 - 18
LUNAR ceiling lamp	20 - 22
LINEAR ceiling lamp	23 - 24
LINKER tri-proof	25 - 27
ELIDA street light	28 - 29
FUSION linear lamp	30 - 34
LED STRIPS	37
CLASSIC	38 - 43
WATERPROOF	44 - 48
COB	49 - 50
EXPERT	51 - 54
ACCESSORIES	55 - 58
LED STRIP CONTROLLERS	61
VARIANTE	62 - 65
LED PANELS	67
CLASSIC	68 - 69
EXPERT	70 - 71
ACCESSORIES	72 - 71
LED DOWNLIGHTS	77
QUANTUM	78 - 80
EASY FIX	81 - 85
LED BULBS	87
CERAMIC	88 - 98
GLASS	99 - 102
VARIOUS	103 - 104
ACCESSORIES	105 - 109
LED SPOTLIGHTS	111
CLASSIC	112 - 115
WATERPROOF	116 - 118
TUBE	120 - 121
PIPE	122 - 123
LED MODULES	125
EXPERT	126 - 128
LED DRIVERS	131
MULTIWATTAGE	132 - 135
WATERPROOF	136 - 138
LED PROFILES	141
SURFACE, CORNER, RECESSED	142 - 143

LED line



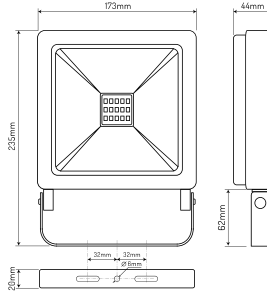
INDUSTRIAL LED FIXTURES



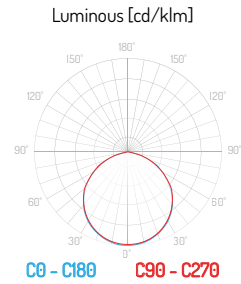
INDUSTRIAL LED FIXTURES

PHOTON floodlight

LED line PHOTON RGB TUYA SMART floodlight 50W 220-240V AC



	GOOD 3 HEAT DISSIPATION	*.IES	3-year warranty
voltage 220-240V AC		IK 06	120°



MORE DETAILS

SYMBOL	NAME	WATTAGE
470492	LED line PHOTON 50W 220-240V AC RGB	50W

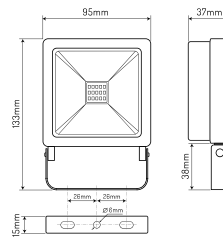
ENERGY
LED line®
470348

A
B
C
D
E
F
G

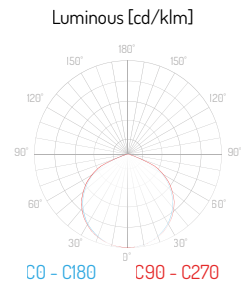
10
kWh/1000h

2019/2015

LED line PHOTON floodlight 10W 80lm/W 220-240V AC



	GOOD 3 HEAT DISSIPATION	*.IES	3-year warranty
voltage 220-240V AC		IK 06	120°



MORE DETAILS

SYMBOL	NAME	WATTAGE	CCT	LUMINOUS FLUX
470348	LED line PHOTON 10W 4000K 80lm/w 220-240V AC	10W	4000K	800 [lm]
476944	LED line PHOTON 10W 6000K 80lm/w 220-240V AC	10W	6000K	800 [lm]

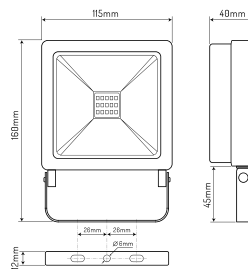
ENERGY
LED line®
470355

A
B
C
D
E
F
G

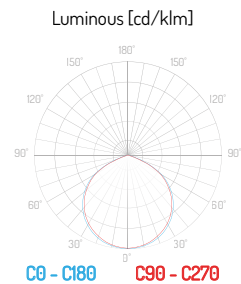
20
kWh/1000h

2019/2015

LED line PHOTON floodlight 20W 80lm/W 220-240V AC



	GOOD 3 HEAT DISSIPATION	*.IES	3-year warranty
voltage 220-240V AC		IK 06	120°



MORE DETAILS

SYMBOL	NAME	WATTAGE	CCT	LUMINOUS FLUX
470355	LED line PHOTON 20W 4000K 80lm/w 220-240V AC	20W	4000K	1600 [lm]
476951	LED line PHOTON 20W 6000K 80lm/w 220-240V AC	20W	6000K	1600 [lm]

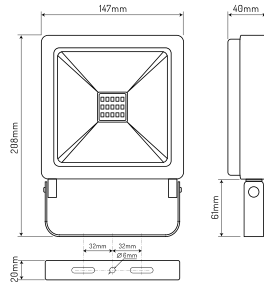
ENERGY
LED line®
470362

A
B
C
D
E
F
G

30
kWh/1000h

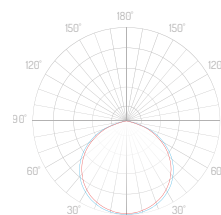
2019/2015

**LED line PHOTON floodlight
30W 80lm/W 220-240V AC**



GOOD HEAT DISSIPATION
* IES
3-year warranty
voltage 220-240V AC
IK 06
120°

Luminous [cd/klm]



MORE DETAILS

C0 - C180 C90 - C270

SYMBOL	NAME	WATTAGE	CCT	LUMINOUS FLUX
470362	LED line PHOTON 30W 4000K 80lm/w 220-240V AC	30W	4000K	2400 [lm]
476968	LED line PHOTON 30W 6000K 80lm/w 220-240V AC	30W	6000K	2400 [lm]

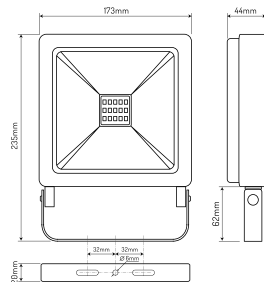
ENERGY
LED line®
470379

A
B
C
D
E
F
G

50
kWh/1000h

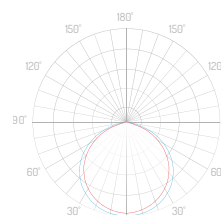
2019/2015

**LED line PHOTON floodlight
50W 80lm/W 220-240V AC**



GOOD HEAT DISSIPATION
* IES
3-year warranty
voltage 220-240V AC
IK 06
120°

Luminous [cd/klm]



MORE DETAILS

C0 - C180 C90 - C270

SYMBOL	NAME	WATTAGE	CCT	LUMINOUS FLUX
470379	LED line PHOTON 50W 4000K 80lm/w 220-240V AC	50W	4000K	4000 [lm]
476975	LED line PHOTON 50W 6000K 80lm/w 220-240V AC	50W	6000K	4000 [lm]

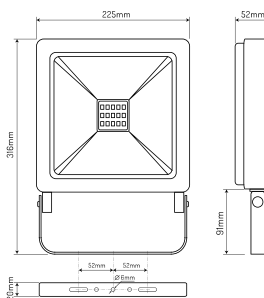
ENERGY
LED line®
470386

A
B
C
D
E
F
G

100
kWh/1000h

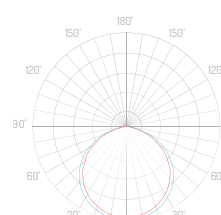
2019/2015

**LED line PHOTON floodlight
100W 80lm/W 220-240V AC**



GOOD HEAT DISSIPATION
* IES
3-year warranty
voltage 220-240V AC
IK 06
120°

Luminous [cd/klm]



MORE DETAILS

C0 - C180 C90 - C270

SYMBOL	NAME	WATTAGE	CCT	LUMINOUS FLUX
470386	LED line PHOTON 100W 4000K 80lm/w 220-240V AC	100W	4000K	8000 [lm]
476982	LED line PHOTON 100W 6000K 80lm/w 220-240V AC	100W	6000K	8000 [lm]

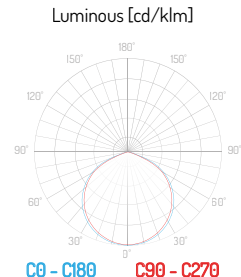
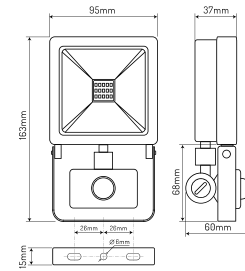
ENERGY
LED line®
470447

A
B
C
D
E
F
G

10
kWh/1000h

2019/2015

**LED line PHOTON PIR floodlight
10W 80lm/W 220-240V AC**



MORE DETAILS

GOOD HEAT DISSIPATION

*.IES

3-year warranty

voltage 220-240V AC

IK 06

120°

SYMBOL	NAME	WATTAGE	CCT	LUMINOUS FLUX
470447	LED line PHOTON 10W 4000K 80lm/w 220-240V AC PIR	10W	4000K	800 [lm]
476999	LED line PHOTON 10W 6000K 80lm/w 220-240V AC PIR	10W	6000K	800 [lm]

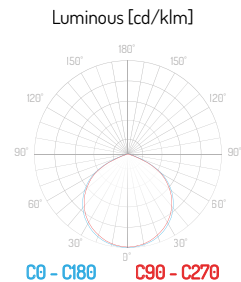
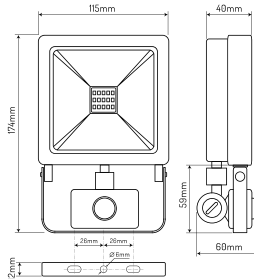
ENERGY
LED line®
477002

A
B
C
D
E
F
G

20
kWh/1000h

2019/2015

**LED line PHOTON PIR floodlight
20W 80lm/W 220-240V AC**



MORE DETAILS

GOOD HEAT DISSIPATION

*.IES

3-year warranty

voltage 220-240V AC

IK 06

120°

SYMBOL	NAME	WATTAGE	CCT	LUMINOUS FLUX
477002	LED line PHOTON 20W 6000K 80lm/w 220-240V AC PIR	20W	4000K	1600 [lm]
470454	LED line PHOTON 20W 4000K 80lm/w 220-240V AC PIR	20W	6000K	1600 [lm]

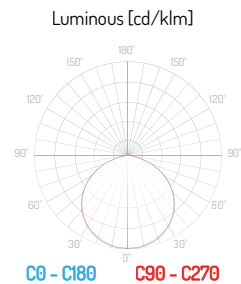
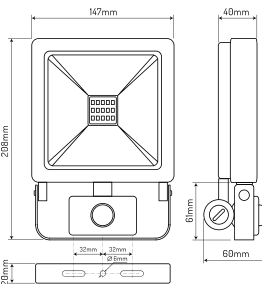
ENERGY
LED line®
470461

A
B
C
D
E
F
G

30
kWh/1000h

2019/2015

**LED line PHOTON PIR floodlight
30W 80lm/W 220-240V AC**



MORE DETAILS

GOOD HEAT DISSIPATION

*.IES

3-year warranty

voltage 220-240V AC

IK 06

120°

SYMBOL	NAME	WATTAGE	CCT	LUMINOUS FLUX
470461	LED line PHOTON 30W 4000K 80lm/w 220-240V AC PIR	30W	4000K	2400 [lm]
477019	LED line PHOTON 30W 6000K 80lm/w 220-240V AC PIR	30W	6000K	2400 [lm]

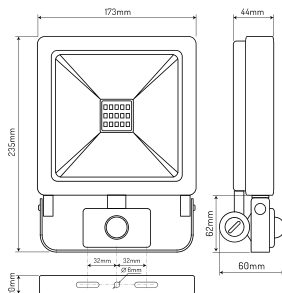
ENERGY
LED line®
470478

A
B
C
D
E
F
G

50
kWh/1000h

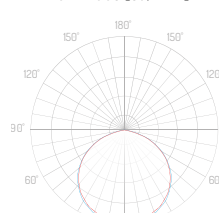
2019/2015

**LED line PHOTON PIR floodlight
50W 80lm/W 220-240V AC**



GOOD HEAT DISSIPATION
* IES
3-year warranty
voltage 220-240V AC
IK 06
120°

Luminous [cd/klm]



MORE DETAILS

C0 - C180 C90 - C270

SYMBOL	NAME	WATTAGE	CCT	LUMINOUS FLUX
470478	LED line PHOTON 50W 4000K 80lm/w 220-240V AC PIR	50W	4000K	4000 [lm]
477026	LED line PHOTON 50W 6000K 80lm/w 220-240V AC PIR	50W	6000K	4000 [lm]

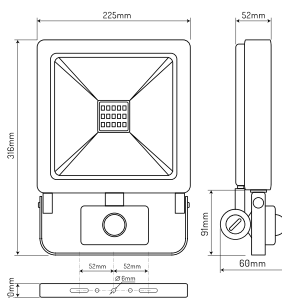
ENERGY
LED line®
470485

A
B
C
D
E
F
G

100
kWh/1000h

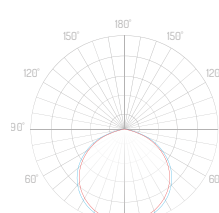
2019/2015

**LED line PHOTON PIR floodlight
100W 80lm/W 220-240V AC**



GOOD HEAT DISSIPATION
* IES
3-year warranty
voltage 220-240V AC
IK 06
120°

Luminous [cd/klm]



MORE DETAILS

C0 - C180 C90 - C270

SYMBOL	NAME	WATTAGE	CCT	LUMINOUS FLUX
470485	LED line PHOTON 100W 4000K 80lm/w 220-240V AC PIR	100W	4000K	8000 [lm]
477033	LED line PHOTON 100W 6000K 80lm/w 220-240V AC PIR	100W	6000K	8000 [lm]



INDUSTRIAL LED FIXTURES

RAIDER UFO high-bay

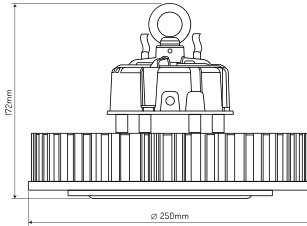
ENERGY
LED line®
470935

A
B
C
D
E
F
G

100
kWh/1000h

2019/2015

**LED line RAIDER UFO HIGH-BAY
100W 4000K 130lm/w 1-10V**



polycarbonate
*.IES
LED provided by LUMILEDS
5-year warranty
130lm/W

IK 08
voltage 100-277V AC
Aluminium
DIMMABLE



MORE DETAILS

SYMBOL	NAME	WATTAGE	CCT	LUMINOUS FLUX
470935	LED line RAIDER 130 100W 4000K 130lm/w 120°	100W	4000K	13000 [lm]
470928	LED line RAIDER 130 100W 4000K 130lm/w 90°	100W	4000K	13000 [lm]
470911	LED line RAIDER 130 100W 4000K 130lm/w 60°	100W	4000K	13000 [lm]

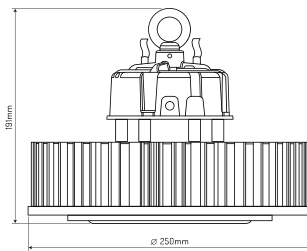
ENERGY
LED line®
470966

A
B
C
D
E
F
G

150
kWh/1000h

2019/2015

**LED line RAIDER UFO HIGH-BAY
150W 4000K 130lm/w 1-10V**



polycarbonate
*.IES
LED provided by LUMILEDS
5-year warranty
130lm/W

IK 08
voltage 100-277V AC
Aluminium
DIMMABLE



MORE DETAILS

SYMBOL	NAME	WATTAGE	CCT	LUMINOUS FLUX
470966	LED line RAIDER 130 150W 4000K 130lm/w 120°	150W	4000K	19500 [lm]
470959	LED line RAIDER 130 150W 4000K 130lm/w 90°	150W	4000K	19500 [lm]
470942	LED line RAIDER 130 150W 4000K 130lm/w 60°	150W	4000K	19500 [lm]

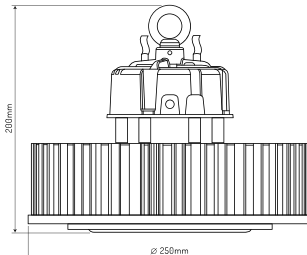
ENERGY
LED line®
470997

A
B
C
D
E
F
G

200
kWh/1000h

2019/2015

**LED line RAIDER UFO HIGH-BAY 200W
4000K 130lm/w 1-10V**



polycarbonate
*.IES
LED provided by LUMILEDS
5-year warranty
130lm/W

IK 08
voltage 100-277V AC
Aluminium
DIMMABLE



MORE DETAILS

SYMBOL	NAME	WATTAGE	CCT	LUMINOUS FLUX
470997	LED line RAIDER 130 200W 4000K 130lm/W 120°	200W	4000K	2600 [lm]
470980	LED line RAIDER 130 200W 4000K 130lm/W 90°	200W	4000K	2600 [lm]
470973	LED line RAIDER 130 200W 4000K 130lm/W 60°	200W	4000K	2600 [lm]



INDUSTRIAL LED FIXTURES

PHANTOM UFO high-bay

ENERGY
LED line®
479372

A
B
C **C**
D
E
F
G

100
kWh/1000h

2019/2015

**LED line PHANTOM UFO high bay 100W
4000K 180lm/W 1-10V**



*.IES
LED provided by
LUMILEDS
5-year
warranty
voltage
100-277V AC

DIMMABLE
polycarbonate
IK 08
Aluminium
180lm
W



MORE DETAILS

SYMBOL	NAME	WATTAGE	CCT	LUMINOUS FLUX	BEAM ANGLE
479372	LED line PHANTOM UFO high bay 100W 4000K 180lm/W 1-10V 120°	100W	4000K	18000	120°
479525	LED line PHANTOM UFO high bay 100W 4000K 180lm/W 1-10V 90°	100W	4000K	18000	90°
479532	LED line PHANTOM UFO high bay 100W 4000K 180lm/W 1-10V 60°	100W	4000K	18000	60°

ENERGY
LED line®
479389

A
B
C **C**
D
E
F
G

150
kWh/1000h

2019/2015

**LED line PHANTOM UFO high bay 150W
4000K 180lm/W 1-10V**



*.IES
LED provided by
LUMILEDS
5-year
warranty
voltage
100-277V AC

DIMMABLE
polycarbonate
IK 08
Aluminium
180lm
W



MORE DETAILS

SYMBOL	NAME	WATTAGE	CCT	LUMINOUS FLUX	BEAM ANGLE
479389	LED line PHANTOM UFO high bay 150W 4000K 180lm/W 1-10V 120°	150W	4000K	27000	120°
479549	LED line PHANTOM UFO high bay 150W 4000K 180lm/W 1-10V 90°	150W	4000K	27000	90°
479556	LED line PHANTOM UFO high bay 150W 4000K 180lm/W 1-10V 60°	150W	4000K	27000	60°

ENERGY
LED line®
479396

A
B
C **C**
D
E
F
G

200
kWh/1000h

2019/2015

**LED line PHANTOM UFO high bay
200W 4000K 180lm/W 1-10V**




*.IES
LED provided by
LUMILEDS
5-year
warranty
voltage
100-277V AC

DIMMABLE
polycarbonate
IK 08
Aluminium
180lm
W



MORE DETAILS

SYMBOL	NAME	WATTAGE	CCT	LUMINOUS FLUX	BEAM ANGLE
479396	LED line PHANTOM UFO high bay 200W 4000K 180lm/W 1-10V 120°	200W	4000K	36000	120°
479563	LED line PHANTOM UFO high bay 200W 4000K 180lm/W 1-10V 90°	200W	4000K	36000	90°
479570	LED line PHANTOM UFO high bay 200W 4000K 180lm/W 1-10V 60°	200W	4000K	36000	60°






INDUSTRIAL LED FIXTURES

LUNAR ceiling lamp

ENERGY
LED line®
470577

A
B
C
D
E **E**
F
G

16
kWh/1000h



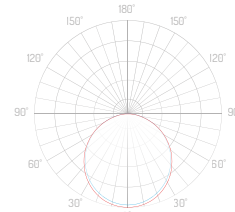
2019/2015

**LED line LUNAR ceiling lamp IP65
16W 220-240V**



YELLOW FREE™
VANDAL PROOF
5-year warranty
fast mounting
CLICK & PUSH
voltage
220-240V AC
IK 10
Poliweglan
* IES
120°

Luminous [cd/klm]



MORE DETAILS

C0 - C180 C90 - C270


WATTAGE CCT LUMINOUS FLUX

SYMBOL	NAME	WATTAGE	CCT	LUMINOUS FLUX
470577	LED line LUNAR ceiling lamp 16W 85 lm/w 220-240V AC	16W	4000W	1360 [lm]

ENERGY
LED line®
470591

A
B
C
D
E **E**
F
G

22
kWh/1000h



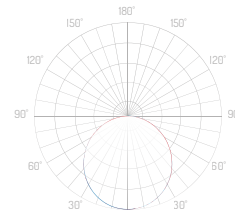
2019/2015

**LED line LUNAR ceiling lamp IP65
22W 220-240V**



YELLOW FREE™
VANDAL PROOF
5-year warranty
fast mounting
CLICK & PUSH
voltage
220-240V AC
IK 10
Poliweglan
* IES
120°

Luminous [cd/klm]



MORE DETAILS

C0 - C180 C90 - C270


WATTAGE CCT LUMINOUS FLUX

SYMBOL	NAME	WATTAGE	CCT	LUMINOUS FLUX
470591	LED line LUNAR ceiling lamp 22W 85 lm/w 220-240V AC	22W	4000K	1870 [lm]

ENERGY
LED line®
470584

A
B
C
D
E **E**
F
G

16
kWh/1000h



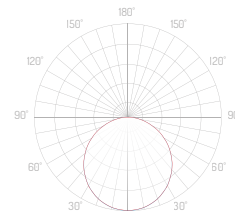
2019/2015

**LED line LUNAR MICROWAVE STAND-BY SENSOR
ceiling lamp IP65 16W 220-240V**



YELLOW FREE™
VANDAL PROOF
5-year warranty
fast mounting
CLICK & PUSH
voltage
220-240V AC
IK 10
Poliweglan
* IES
120°

Luminous [cd/klm]



MORE DETAILS

C0 - C180 C90 - C270

WATTAGE CCT LUMINOUS FLUX

SYMBOL	NAME	WATTAGE	CCT	LUMINOUS FLUX
470584	LED line LUNAR ceiling lamp 16W 85 lm/w 220-240V AC with sensor	16W	4000K	1360 [lm]

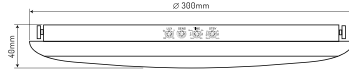
ENERGY
LED line®
470607

A
B
C
D
E **E**
F
G

22
kWh/1000h

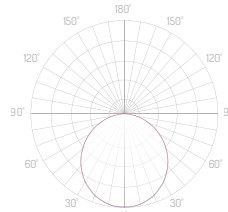
2019/2015

LED line LUNAR MICROWAVE STAND-BY SENSOR ceiling lamp IP65 22W 220-240V



YELLOW FREE™
VANDAL PROOF
* IES
120°
5-year warranty
fast mounting
voltage 220-240V AC
IK 10
Poliveglan

Luminous [cd/klm]



MORE DETAILS

C0 - C180 **C90 - C270**

SYMBOL	NAME	WATTAGE	CCT	LUMINOUS FLUX
470607	LED line LUNAR ceiling lamp 22W 85 lm/w 220-240V AC with sensor	22W	4000K	1870 [lm]





INDUSTRIAL LED FIXTURES

LINEAR ceiling lamp

ENERGY
LED line®
477682

A
B
C
D
E
F
G

40
kWh/1000h

2019/2015

LED line LINEAR ceiling lamp
40W 4000K 130lm/W

5-year warranty

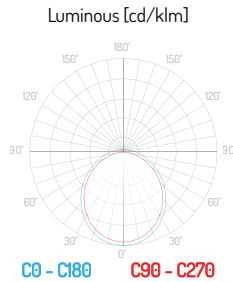

100000h
L70B50

PVC

120°

SMD2835

288 LED



MORE DETAILS

SYMBOL	NAME	WATTAGE	CCT	LUMINOUS FLUX
477682	LED line Linear 40W 4000K 130lm/w 220-240V AC	40W	4000K	5200 [lm]



INDUSTRIAL LED FIXTURES

LINKER tri-proof

ENERGY
LED line®
470690


A
B
C
D
E
F
G

E

21
kWh/1000h

2019/2015

LED line LINKER tri-proof 21W 130lm/W



VANDAL PROOF

100000 h
L70B50

130lm
W

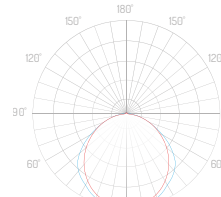
*.IES

5-year warranty

voltage
220-240V AC

IK 08

Luminous [cd/klm]



MORE DETAILS

C0 - C180 C90 - C270

WATTAGE CCT LUMINOUS FLUX

SYMBOL	NAME	WATTAGE	CCT	LUMINOUS FLUX
470690	LED line LINKER 21W 4000K 130lm/w 220-240V IP65	21W	4000K	2730 [lm]

ENERGY
LED line®
470706

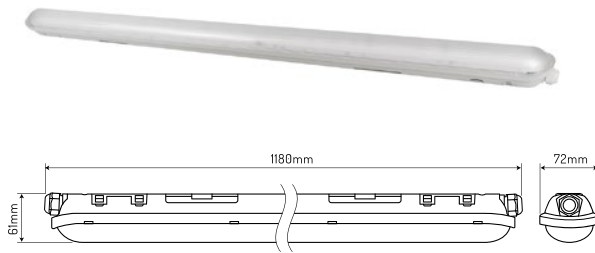
A
B
C
D
E
F
G

E

39
kWh/1000h

2019/2015

LED line LINKER tri-proof 39W 130lm/W



VANDAL PROOF

100000 h
L70B50

130lm
W

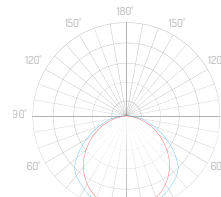
*.IES

5-year warranty

voltage
220-240V AC

IK 08

Luminous [cd/klm]



MORE DETAILS

C0 - C180 C90 - C270

WATTAGE CCT LUMINOUS FLUX

SYMBOL	NAME	WATTAGE	CCT	LUMINOUS FLUX
470706	LED line LINKER 39W 4000K 130lm/w 220-240V IP65	39W	4000K	5070 [lm]

ENERGY
LED line®
470713

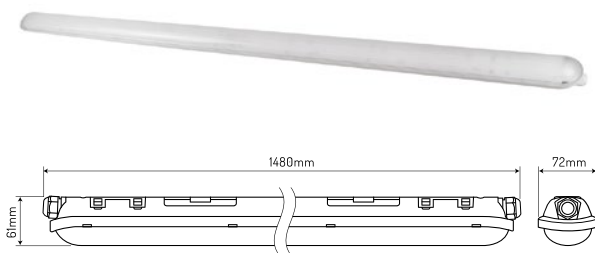
A
B
C
D
E
F
G

E

55
kWh/1000h

2019/2015

LED line LINKER tri-proof 55W 130lm/W



VANDAL PROOF

100000 h
L70B50

130lm
W

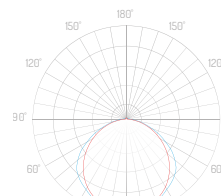
*.IES

5-year warranty

voltage
220-240V AC

IK 08

Luminous [cd/klm]



MORE DETAILS

C0 - C180 C90 - C270

WATTAGE CCT LUMINOUS FLUX

SYMBOL	NAME	WATTAGE	CCT	LUMINOUS FLUX
470713	LED line LINKER 55W 4000K 130lm/w 220-240V IP65	55W	4000K	7150 [lm]

ENERGY
LED line®
479587


A
B
C
D
E
F
G

D

21
kWh/1000h

2019/2015

**LED line LINKER tri-proof 21W
150lm/W 220-240V**



VANDAL PROOF

100000h
L70B50

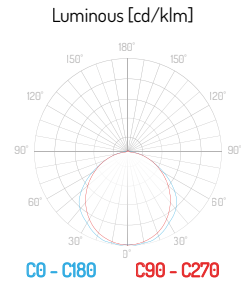
150lm
W

*.IES

5-year warranty

voltage
220-240V AC

IK 08



MORE DETAILS

SYMBOL	NAME	WATTAGE	CCT	LUMINOUS FLUX
479587	LED line LINKER tri-proof 21W 4000K 150lm/w 220-240V IP65	21W	4000K	3150
479617	LED line LINKER tri-proof 21W 4000K 150lm/w 220-240V IP65 0-10V	21W	4000K	3150

ENERGY
LED line®
479594

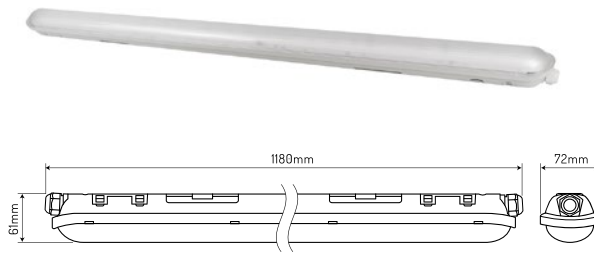
A
B
C
D
E
F
G

D

40
kWh/1000h

2019/2015

**LED line LINKER tri-proof 40W
150lm/W 220-240V**



VANDAL PROOF

100000h
L70B50

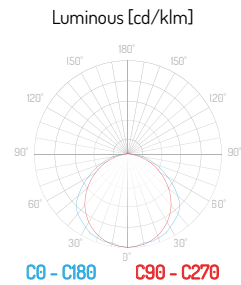
150lm
W

*.IES

5-year warranty

voltage
220-240V AC

IK 08



MORE DETAILS

SYMBOL	NAME	WATTAGE	CCT	LUMINOUS FLUX
479594	LED line LINKER tri-proof 40W 4000K 150lm/w 220-240V IP65	40W	4000K	6000
479624	LED line LINKER tri-proof 40W 4000K 150lm/w 220-240V IP65 0-10V	40W	4000K	6000

ENERGY
LED line®
479600

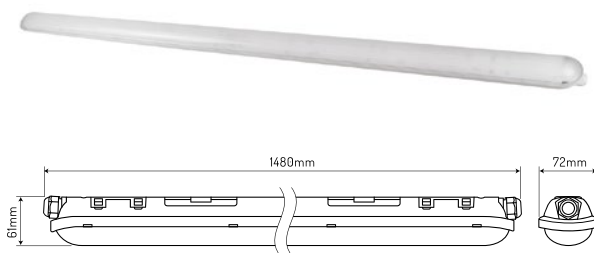
A
B
C
D
E
F
G

D

55
kWh/1000h

2019/2015

**LED line LINKER tri-proof 55W
150lm/W 220-240V**



VANDAL PROOF

100000h
L70B50

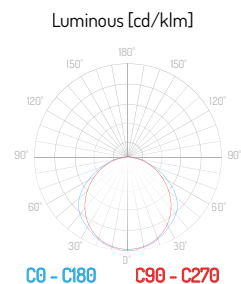
150lm
W

*.IES

5-year warranty

voltage
220-240V AC

IK 08



MORE DETAILS

SYMBOL	NAME	WATTAGE	CCT	LUMINOUS FLUX
479600	LED line LINKER tri-proof 55W 4000K 150lm/w 220-240V IP65	55W	4000K	8250
479631	LED line LINKER tri-proof 55W 4000K 150lm/w 220-240V IP65 0-10V	55W	4000K	8250



INDUSTRIAL LED FIXTURES

ELIDA street light

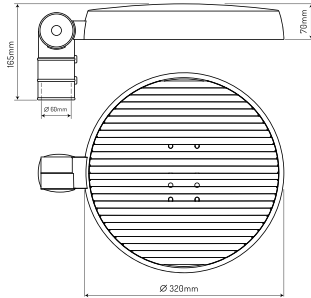
ENERGY
LED line®
475473

A
B
C
D
E **E**
F
G

40
kWh/1000h

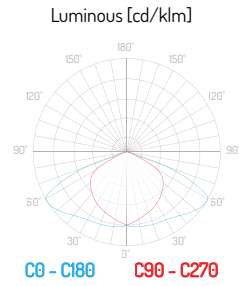
2019/2015

LED line ELIDA street light 40W 120lm/W



5-year warranty
PF 0,95
120°
tempered glass

SMD2835
IK 08
IP65



MORE DETAILS

SYMBOL	NAME	WATTAGE	CCT	LUMINOUS FLUX
475473	LED line ELIDA street light 40W 4000K 120lm/w 100-277V IP65	40W	4000K	4800 [lm]

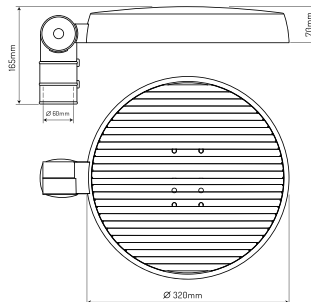
ENERGY
LED line®
478498

A
B
C
D
E **E**
F
G

70
kWh/1000h

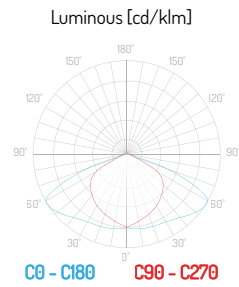
2019/2015

LED line ELIDA street light 70W 120lm/W



5-year warranty
PF 0,95
120°
tempered glass

SMD2835
IK 08
IP65



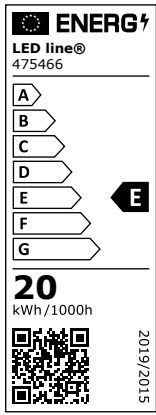
MORE DETAILS

SYMBOL	NAME	WATTAGE	CCT	LUMINOUS FLUX
478498	LED line ELIDA street light 70W 4000K 120lm/w 100-277V IP65	70W	4000K	8400 [lm]



INDUSTRIAL LED FIXTURES

FUSION linear lamp

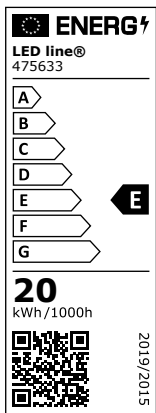


**LED line FUSION linear lamp 20W
4000K 130lm/W**



[MORE DETAILS](#)

SYMBOL	NAME	WATTAGE	CCT	LUMINOUS FLUX
475466	LED line FUSION linear lamp 20W 4000K 130lm/W PC Cover 120°	20W	4000K	2600
475480	LED line FUSION linear lamp 20W 4000K 130lm/W 30°*90°	20W	4000K	2600
475497	LED line FUSION linear lamp 20W 4000K 130lm/W 60°*110°	20W	4000K	2600
475503	LED line FUSION linear lamp 20W 4000K 130lm/W 90°*110°	20W	4000K	2600
475572	LED line FUSION linear lamp 20W 4000K 130lm/W 30°*90° UGR<19 Anti-Glare Shield	20W	4000K	2600
475589	LED line FUSION linear lamp 20W 4000K 130lm/W 60°*110° UGR<19 Anti-Glare Shield	20W	4000K	2600
475596	LED line FUSION linear lamp 20W 4000K 130lm/W 90°*110° UGR<19 Anti-Glare Shield	20W	4000K	2600
475602	LED line FUSION linear lamp 20W 4000K 130lm/W 120°*120°	20W	4000K	2600
475619	LED line FUSION linear lamp 20W 4000K 130lm/W LR40°	20W	4000K	2600
475626	LED line FUSION linear lamp 20W 4000K 130lm/W P18°	20W	4000K	2600



**LED line FUSION linear lamp 20W
4000K 130lm/W 0-10V**



[MORE DETAILS](#)

SYMBOL	NAME	WATTAGE	CCT	LUMINOUS FLUX
475633	LED line FUSION linear lamp 20W 4000K 130lm/W 0-10V PC Cover 120°	20W	4000K	2600
475640	LED line FUSION linear lamp 20W 4000K 130lm/W 0-10V 30°*90°	20W	4000K	2600
475657	LED line FUSION linear lamp 20W 4000K 130lm/W 0-10V 60°*110°	20W	4000K	2600
475664	LED line FUSION linear lamp 20W 4000K 130lm/W 0-10V 90°*110°	20W	4000K	2600
475671	LED line FUSION linear lamp 20W 4000K 130lm/W 0-10V 30°*90° UGR<19 Anti-Glare Shield	20W	4000K	2600
475688	LED line FUSION linear lamp 20W 4000K 130lm/W 0-10V 60°*110° UGR<19 Anti-Glare Shield	20W	4000K	2600
475695	LED line FUSION linear lamp 20W 4000K 130lm/W 0-10V 90°*110° UGR<19 Anti-Glare Shield	20W	4000K	2600
475701	LED line FUSION linear lamp 20W 4000K 130lm/W 0-10V 120°*120°	20W	4000K	2600
475718	LED line FUSION linear lamp 20W 4000K 130lm/W 0-10V LR40°	20W	4000K	2600
475725	LED line FUSION linear lamp 20W 4000K 130lm/W 0-10V P18°	20W	4000K	2600

ENERGY
LED line®
475732

A
B
C
D
E
F
G

40
kWh/1000h

2019/2015

**LED line FUSION linear lamp 40W
4000K 130lm/W**



130lm/W LOW UGR 5-year warranty LINKABLE installation **LiFUD DRIVER**



MORE DETAILS

SYMBOL	NAME	WATTAGE	CCT	LUMINOUS FLUX
475732	LED line FUSION linear lamp 40W 4000K 130lm/W PC Cover 120°	40W	4000K	5200
475749	LED line FUSION linear lamp 40W 4000K 130lm/W 30°*90°	40W	4000K	5200
475756	LED line FUSION linear lamp 40W 4000K 130lm/W 60°*110°	40W	4000K	5200
475763	LED line FUSION linear lamp 40W 4000K 130lm/W 90°*110°	40W	4000K	5200
475770	LED line FUSION linear lamp 40W 4000K 130lm/W 30°*90° UGR<19 Anti-Glare Shield	40W	4000K	5200
475787	LED line FUSION linear lamp 40W 4000K 130lm/W 60°*110° UGR<19 Anti-Glare Shield	40W	4000K	5200
475794	LED line FUSION linear lamp 40W 4000K 130lm/W 90°*110° UGR<19 Anti-Glare Shield	40W	4000K	5200
475800	LED line FUSION linear lamp 40W 4000K 130lm/W 120°*120°	40W	4000K	5200
475817	LED line FUSION linear lamp 40W 4000K 130lm/W LR40°	40W	4000K	5200
475824	LED line FUSION linear lamp 40W 4000K 130lm/W P18°	40W	4000K	5200

ENERGY
LED line®
475831

A
B
C
D
E
F
G

40
kWh/1000h

2019/2015

**LED line FUSION linear lamp 40W
4000K 130lm/W 0-10V**



130lm/W LOW UGR 5-year warranty LINKABLE installation **LiFUD DRIVER**




MORE DETAILS

SYMBOL	NAME	WATTAGE	CCT	LUMINOUS FLUX
475831	LED line FUSION linear lamp 40W 4000K 130lm/W 0-10V PC Cover 120°	40W	4000K	5200
475848	LED line FUSION linear lamp 40W 4000K 130lm/W 0-10V 30°*90°	40W	4000K	5200
475855	LED line FUSION linear lamp 40W 4000K 130lm/W 0-10V 60°*110°	40W	4000K	5200
475862	LED line FUSION linear lamp 40W 4000K 130lm/W 0-10V 90°*110°	40W	4000K	5200
475879	LED line FUSION linear lamp 40W 4000K 130lm/W 0-10V 30°*90° UGR<19 Anti-Glare Shield	40W	4000K	5200
475886	LED line FUSION linear lamp 40W 4000K 130lm/W 0-10V 60°*110° UGR<19 Anti-Glare Shield	40W	4000K	5200
475893	LED line FUSION linear lamp 40W 4000K 130lm/W 0-10V 90°*110° UGR<19 Anti-Glare Shield	40W	4000K	5200
475909	LED line FUSION linear lamp 40W 4000K 130lm/W 0-10V 120°*120°	40W	4000K	5200
475916	LED line FUSION linear lamp 40W 4000K 130lm/W 0-10V LR40°	40W	4000K	5200
475923	LED line FUSION linear lamp 40W 4000K 130lm/W 0-10V P18°	40W	4000K	5200

ENERGY
LED line®
475930

A
B
C
D
E
F
G

60
kWh/1000h



2019/2015

**LED line FUSION linear lamp 60W
4000K 130lm/W**



130lm/W

LOW UGR

5-year warranty

LINKABLE installation

LiFUD DRIVER




[MORE DETAILS](#)

SYMBOL	NAME	WATTAGE	CCT	LUMINOUS FLUX
475930	LED line FUSION linear lamp 60W 4000K 130lm/W PC Cover 120°	60W	4000K	7800
475947	LED line FUSION linear lamp 60W 4000K 130lm/W 30°*90°	60W	4000K	7800
475954	LED line FUSION linear lamp 60W 4000K 130lm/W 60°*110°	60W	4000K	7800
475961	LED line FUSION linear lamp 60W 4000K 130lm/W 90°*110°	60W	4000K	7800
475978	LED line FUSION linear lamp 60W 4000K 130lm/W 30°*90° UGR<19 Anti-Glare Shield	60W	4000K	7800
475985	LED line FUSION linear lamp 60W 4000K 130lm/W 60°*110° UGR<19 Anti-Glare Shield	60W	4000K	7800
475992	LED line FUSION linear lamp 60W 4000K 130lm/W 90°*110° UGR<19 Anti-Glare Shield	60W	4000K	7800
476012	LED line FUSION linear lamp 60W 4000K 130lm/W 120°*120°	60W	4000K	7800
476029	LED line FUSION linear lamp 60W 4000K 130lm/W LR40°	60W	4000K	7800
478962	LED line FUSION linear lamp 60W 4000K 130lm/W P18°	60W	4000K	7800

ENERGY
LED line®
478979

A
B
C
D
E
F
G

60
kWh/1000h



2019/2015

**LED line FUSION linear lamp 60W
4000K 130lm/W 0-10V**



130lm/W

LOW UGR

5-year warranty

LINKABLE installation

LiFUD DRIVER



[MORE DETAILS](#)

SYMBOL	NAME	WATTAGE	CCT	LUMINOUS FLUX
478979	LED line FUSION linear lamp 60W 4000K 130lm/W 0-10V PC Cover 120°	60W	4000K	7800
478986	LED line FUSION linear lamp 60W 4000K 130lm/W 0-10V 30°*90°	60W	4000K	7800
478993	LED line FUSION linear lamp 60W 4000K 130lm/W 0-10V 60°*110°	60W	4000K	7800
479006	LED line FUSION linear lamp 60W 4000K 130lm/W 0-10V 90°*110°	60W	4000K	7800
479013	LED line FUSION linear lamp 60W 4000K 130lm/W 0-10V 30°*90° UGR<19 Anti-Glare Shield	60W	4000K	7800
479648	LED line FUSION linear lamp 60W 4000K 130lm/W 0-10V 60°*110° UGR<19 Anti-Glare Shield	60W	4000K	7800
479655	LED line FUSION linear lamp 60W 4000K 130lm/W 0-10V 90°*110° UGR<19 Anti-Glare Shield	60W	4000K	7800
479662	LED line FUSION linear lamp 60W 4000K 130lm/W 0-10V 120°*120°	60W	4000K	7800
479679	LED line FUSION linear lamp 60W 4000K 130lm/W 0-10V LR40°	60W	4000K	7800
479686	LED line FUSION linear lamp 60W 4000K 130lm/W 0-10V P18°	60W	4000K	7800

LED line FUSION linear lamp I connector



[MORE DETAILS](#)

SYMBOL	NAME	WATTAGE
479693	LED line FUSION linear lamp I connector	20w/40w/60w

LED line FUSION linear lamp L connector



[MORE DETAILS](#)

SYMBOL	NAME	WATTAGE
479709	LED line FUSION linear lamp L connector	20w/40w/60w



LED line



LED STRIPS



LED STRIPS
CLASSIC

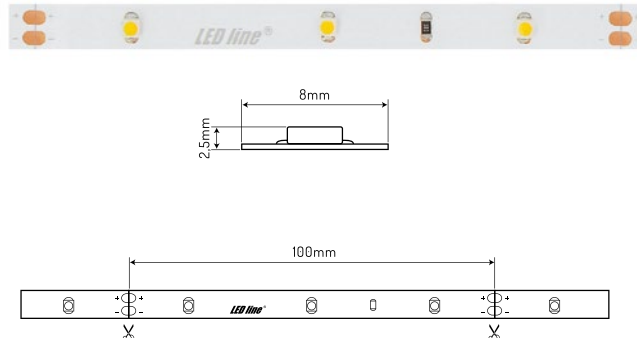
ENERGY
LED line®
240003

A
B
C
D
E
F
G

2
kWh/1000h

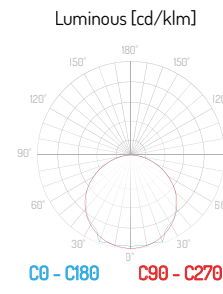
2019/2015

LED line Strip 150 SMD3528 12V 2,4W WHITE



*.IES
3-step
MacAdam
3M 300 LSE
MAX
-20 / +45

PWM
120°
5-year
warranty
Ra 80



MORE DETAILS

SYMBOL	NAME	WATTAGE	CCT	LUMINOUS FLUX	REEL	VOLTAGE	LED
240003	LED line Strip 150 SMD3528 12V 3000K 2,4W	2,4 [W/m]	3000K	200 [lm/m]	5m	12V DC	SMD3528
241826	LED line Strip 150 SMD3528 12V 4000K 2,4W	2,4 [W/m]	4000K	200 [lm/m]	5m	12V DC	SMD3528
240010	LED line Strip 150 SMD3528 12V 6500K 2,4W	2,4 [W/m]	6500K	200 [lm/m]	5m	12V DC	SMD3528

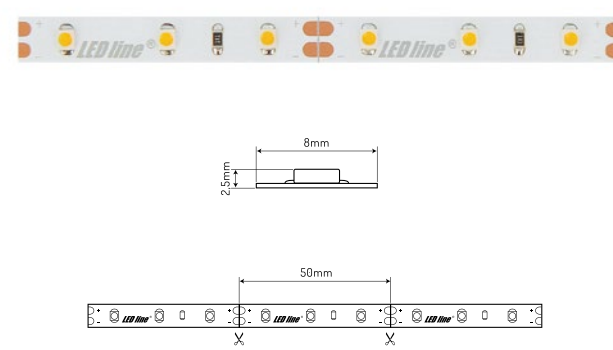
ENERGY
LED line®
246463

A
B
C
D
E
F
G

3
kWh/1000h

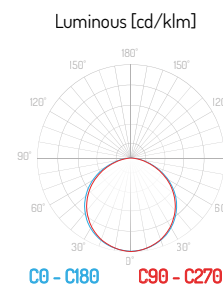
2019/2015

LED line Strip 300 SMD3528 12V 4,8W WHITE



*.IES
3-step
MacAdam
3M 300 LSE
MAX
-20 / +45

PWM
120°
5-year
warranty
Ra 80



MORE DETAILS

SYMBOL	NAME	WATTAGE	CCT	LUMINOUS FLUX	REEL	VOLTAGE	LED
246463	LED line Strip 300 SMD3528 12V 2400K 4,8W	4,8 [W/m]	2400K	400 [lm/m]	5m	12V DC	SMD3528
240164	LED line Strip 300 SMD3528 12V 3000K 4,8W	4,8 [W/m]	3000K	400 [lm/m]	5m	12V DC	SMD3528
245602	LED line Strip 300 SMD3528 12V 4000K 4,8W	4,8 [W/m]	4000K	400 [lm/m]	5m	12V DC	SMD3528
240188	LED line Strip 300 SMD3528 12V 6500K 4,8W	4,8 [W/m]	6500K	400 [lm/m]	5m	12V DC	SMD3528
240195	LED line Strip 300 SMD3528 12V 11000K 4,8W	4,8 [W/m]	11000K	400 [lm/m]	5m	12V DC	SMD3528
249419	LED line Strip 300 SMD3528 12V 3000K 4,8W 30m	4,8 [W/m]	3000K	400 [lm/m]	30m	12V DC	SMD3528
249426	LED line Strip 300 SMD3528 12V 4000K 4,8W 30m	4,8 [W/m]	4000K	400 [lm/m]	30m	12V DC	SMD3528
249433	LED line Strip 300 SMD3528 12V 6500K 4,8W 30m	4,8 [W/m]	6500K	400 [lm/m]	30m	12V DC	SMD3528
249440	LED line Strip 300 SMD3528 12V 11000K 4,8W 30m	4,8 [W/m]	11000K	400 [lm/m]	30m	12V DC	SMD3528
477200	LED line Strip 300 SMD3528 12V 3000K 4,8W 50m	4,8 [W/m]	3000K	400 [lm/m]	50m	12V DC	SMD3528
477194	LED line Strip 300 SMD3528 12V 4000K 4,8W 50m	4,8 [W/m]	4000K	400 [lm/m]	50m	12V DC	SMD3528
477217	LED line Strip 300 SMD3528 12V 6500K 4,8W 50m	4,8 [W/m]	6500K	400 [lm/m]	50m	12V DC	SMD3528

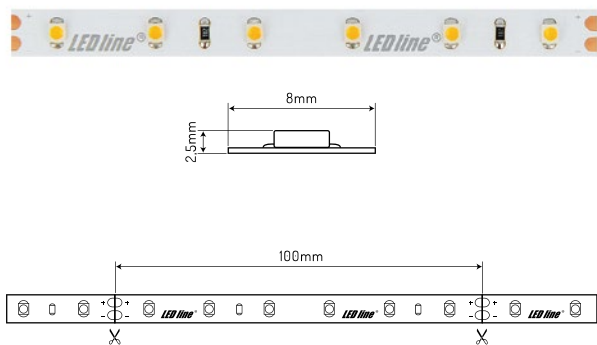
ENERGY
LED line®
240645

A
B
C
D
E
F
G

3
kWh/1000h

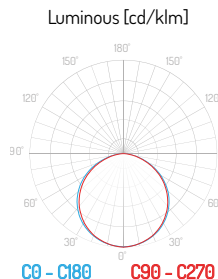
2019/2015

LED line Strip 300 SMD3528 24V 4,8W WHITE



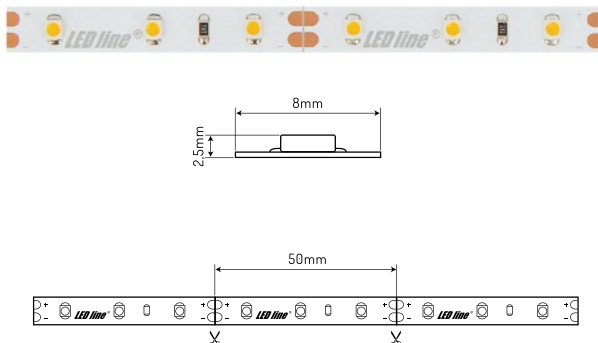
*.IES
3-step
MacAdam
3M 300 LSE
MAX
-20 / +45

PWM
120°
5-year
warranty
Ra 80



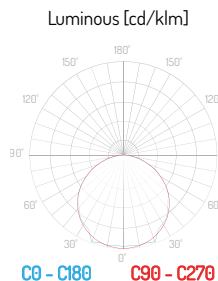
SYMBOL	NAME	WATTAGE	CCT	LUMINOUS FLUX	REEL	VOLTAGE	LED
240645	LED line Strip 300 SMD3528 24V 3000K 4,8W	4,8 [W/m]	3000K	400 [lm/m]	5m	24V DC	SMD3528
240652	LED line Strip 300 SMD3528 24V 4000K 4,8W	4,8 [W/m]	4000K	400 [lm/m]	5m	24V DC	SMD3528
240676	LED line Strip 300 SMD3528 24V 6500K 4,8W	4,8 [W/m]	6500K	400 [lm/m]	5m	24V DC	SMD3528
240690	LED line Strip 300 SMD3528 24V 11000K 4,8W	4,8 [W/m]	11000K	400 [lm/m]	5m	24V DC	SMD3528
241758	LED line Strip 300 SMD3528 24V 3000K 4,8W 30m	4,8 [W/m]	3000K	400 [lm/m]	30m	24V DC	SMD3528
241765	LED line Strip 300 SMD3528 24V 4000K 4,8W 30m	4,8 [W/m]	4000K	400 [lm/m]	30m	24V DC	SMD3528
241789	LED line Strip 300 SMD3528 24V 6500K 4,8W 30m	4,8 [W/m]	6500K	400 [lm/m]	30m	24V DC	SMD3528
241796	LED line Strip 300 SMD3528 24V 11000K 4,8W 30m	4,8 [W/m]	11000K	400 [lm/m]	30m	24V DC	SMD3528

LED line Strip 300 SMD3528 12V 4,8W COLOUR



*.IES
3M 300 LSE
MAX
-20 / +45

PWM
120°
5-year
warranty



SYMBOL	NAME	WATTAGE	COLOUR / WAVELENGTH	REEL	VOLTAGE	LED
240201	LED line Strip 300 SMD3528 12V red 4,8W	4,8 [W/m]	RED / 620nm	5m	12V DC	SMD3528
240225	LED line Strip 300 SMD3528 12V green 4,8W	4,8 [W/m]	GREEN / 520nm	5m	12V DC	SMD3528
240218	LED line Strip 300 SMD3528 12V blue 4,8W	4,8 [W/m]	BLUE / 465nm	5m	12V DC	SMD3528
240232	LED line Strip 300 SMD3528 12V yellow 4,8W	4,8 [W/m]	YELLOW / 590nm	5m	12V DC	SMD3528

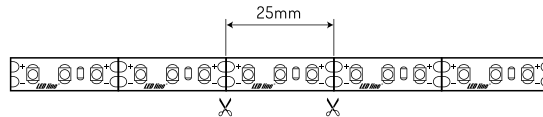
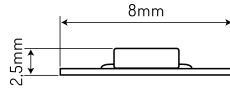
ENERGY
LED line®
477132

A
B
C
D
E
F
G

5
kWh/1000h

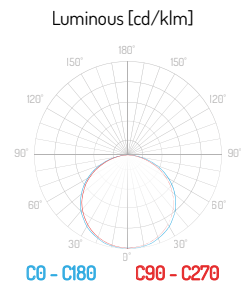
2019/2015

LED line Strip 600 SMD2835 12V 9,6W WHITE



*.IES
3-step
MacAdam
3M 300 LSE
MAX
-20 / +45

PWM
120°
5-year
warranty
Ra 80



MORE DETAILS

SYMBOL	NAME	WATTAGE	CCT	LUMINOUS FLUX	REEL	VOLTAGE	LED
477132	LED line Strip 600 SMD2835 12V 2700K 9,6W	9,6 [W/m]	2700K	960 [lm/m]	5m	12V DC	SMD2835
477149	LED line Strip 600 SMD2835 12V 4000K 9,6W	9,6 [W/m]	4000K	960 [lm/m]	5m	12V DC	SMD2835
477156	LED line Strip 600 SMD2835 12V 6500K 9,6W	9,6 [W/m]	6500K	960 [lm/m]	5m	12V DC	SMD2835
477118	LED line Strip 600 SMD2835 12V 11000K 9,6W	9,6 [W/m]	11000K	960 [lm/m]	5m	12V DC	SMD2835
477262	LED line Strip 600 SMD2835 12V 2700K 9,6W 30m	9,6 [W/m]	2700K	960 [lm/m]	30m	12V DC	SMD2835
477279	LED line Strip 600 SMD2835 12V 4000K 9,6W 30m	9,6 [W/m]	4000K	960 [lm/m]	30m	12V DC	SMD2835

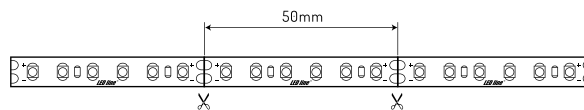
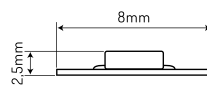
ENERGY
LED line®
477163

A
B
C
D
E
F
G

5
kWh/1000h

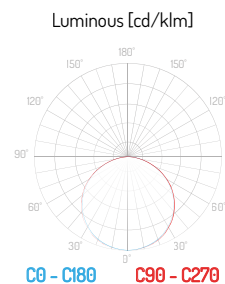
2019/2015

LED line Strip 600 SMD2835 24V 9,6W WHITE



*.IES
3-step
MacAdam
3M 300 LSE
MAX
-20 / +45

PWM
120°
5-year
warranty
Ra 80



MORE DETAILS

SYMBOL	NAME	WATTAGE	CCT	LUMINOUS FLUX	REEL	VOLTAGE	LED
477163	LED line Strip 600 SMD2835 24V 2700K 9,6W	9,6 [W/m]	2700K	960 [lm/m]	5m	24V DC	SMD2835
477170	LED line Strip 600 SMD2835 24V 4000K 9,6W	9,6 [W/m]	4000K	960 [lm/m]	5m	24V DC	SMD2835
477187	LED line Strip 600 SMD2835 24V 6500K 9,6W	9,6 [W/m]	6500K	960 [lm/m]	5m	24V DC	SMD2835
477125	LED line Strip 600 SMD2835 24V 11000K 9,6W	9,6 [W/m]	11000K	960 [lm/m]	5m	24V DC	SMD2835
477286	LED line Strip 600 SMD2835 24V 2700K 9,6W 30m	9,6 [W/m]	2700K	960 [lm/m]	30m	24V DC	SMD2835
477293	LED line Strip 600 SMD2835 24V 4000K 9,6W 30m	9,6 [W/m]	4000K	960 [lm/m]	30m	24V DC	SMD2835

ENERGY
LED line®
476852

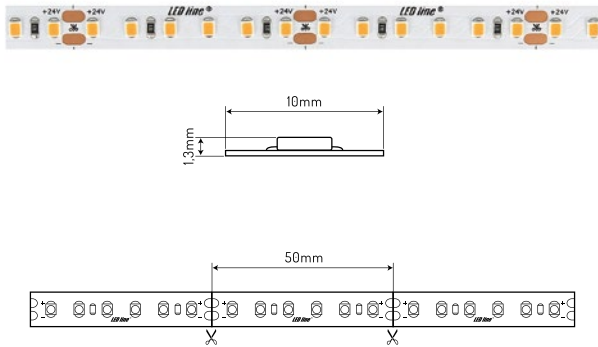
A
B
C
D
E
F
G

F

8 kWh/1000h

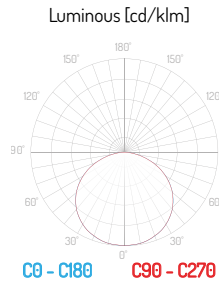
2019/2015

LED line Strip 600 SMD2835 24V 14,4W WHITE



*.IES
3-step
MacAdam
3M 300 LSE
MAX
-20 / +45

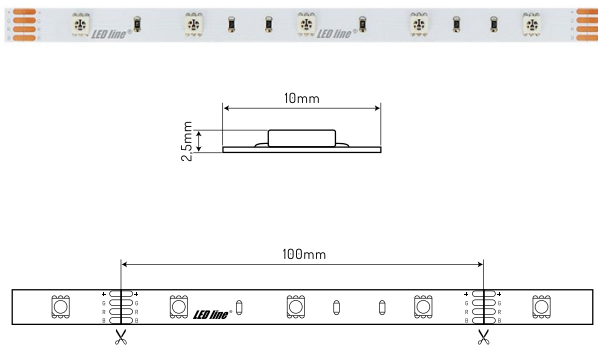
PWM
120°
5-year
warranty
Ra 80



MORE DETAILS

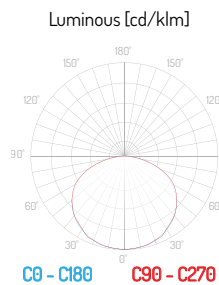
SYMBOL	NAME	WATTAGE	CCT	LUMINOUS FLUX	REEL	VOLTAGE	LED
476852	LED line Strip 600 SMD2835 24V 2700K 14,4W	14,4 [W/m]	2700K	1440 [lm/m]	5m	24V DC	SMD2835
476869	LED line Strip 600 SMD2835 24V 4000K 14,4W	14,4 [W/m]	4000K	1440 [lm/m]	5m	24V DC	SMD2835
476876	LED line Strip 600 SMD2835 24V 6000K 14,4W	14,4 [W/m]	6000K	1440 [lm/m]	5m	24V DC	SMD2835

LED line Strip SMD5050 RGB



*.IES
3M 300 LSE
MAX
-20 / +45

PWM
120°
5-year
warranty



MORE DETAILS

SYMBOL	NAME	WATTAGE	COLOUR / WAVELENGTH	REEL	VOLTAGE	LED
241659	LED line Strip 150 SMD5050 24V RGB 7,2W	7,2 [W/m]	RGB / 620nm, 520nm, 465nm	5m	24V DC	SMD5050
240539	LED line Strip 300 SMD5050 24V RGB 14,4W	14,4 [W/m]	RGB / 620nm, 520nm, 465nm	5m	24V DC	SMD5050
240140	LED line Strip 150 SMD5050 12V RGB 7,2W	7,2 [W/m]	RGB / 620nm, 520nm, 465nm	5m	12V DC	SMD5050
240522	LED line Strip 300 SMD5050 12V RGB 14,4W	14,4 [W/m]	RGB / 620nm, 520nm, 465nm	5m	12V DC	SMD5050
477224	LED line Strip 150 SMD5050 12V RGB 7,2W 30m	7,2 [W/m]	RGB / 620nm, 520nm, 465nm	30m	12V DC	SMD5050
477255	LED line Strip 300 SMD5050 12V RGB 14,4W 30m	14,4 [W/m]	RGB / 620nm, 520nm, 465nm	30m	12V DC	SMD5050
477675	LED line Strip 300 SMD5050 24V RGB 14,4W 30m	14,4 [W/m]	RGB / 620nm, 520nm, 465nm	30m	24V DC	SMD5050

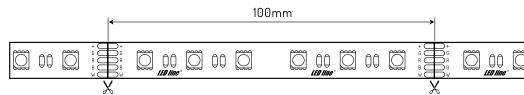
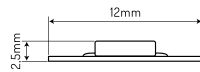
ENERGY
LED line®
241673

A
B
C
D
E
F
G

3
kWh/1000h

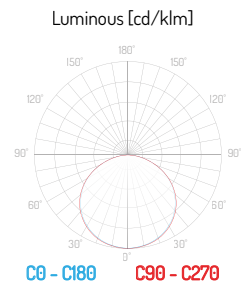
2019/2015

LED line Strip SMD5050 RGBW



* IES
3M 300 LSE
MAX
-20 / +45

PWM
120°
5-year warranty



MORE DETAILS

SYMBOL	NAME	WATTAGE	COLOUR / WAVELENGTH / CCT	REEL	VOLTAGE	LED
241673	LED line Strip 300 SMD5050 24V 2700K RGBW 19,2W	19,2 [W/m]	RGBW / 620nm, 520nm, 465nm / 2700K	5m	24V DC	SMD5050
477316	LED line Strip 300 SMD5050 24V 4000K RGBW 19,2W	19,2 [W/m]	RGBW / 620nm, 520nm, 465nm / 4000K	5m	24V DC	SMD5050
241680	LED line Strip 300 SMD5050 24V 6500K RGBW 19,2W	19,2 [W/m]	RGBW / 620nm, 520nm, 465nm / 6500K	5m	24V DC	SMD5050
247071	LED line Strip 300 SMD5050 12V 2700K RGBW 19,2W	19,2 [W/m]	RGBW / 620nm, 520nm, 465nm / 2700K	5m	12V DC	SMD5050
477309	LED line Strip 300 SMD5050 12V 4000K RGBW 19,2W	19,2 [W/m]	RGBW / 620nm, 520nm, 465nm / 4000K	5m	12V DC	SMD5050
245657	LED line Strip 300 SMD5050 12V 6500K RGBW 19,2W	19,2 [W/m]	RGBW / 620nm, 520nm, 465nm / 6500K	5m	12V DC	SMD5050
477231	LED line Strip 300 SMD5050 12V 2700K RGBW 19,2W 30m	19,2 [W/m]	RGBW / 620nm, 520nm, 465nm / 2700K	30m	12V DC	SMD5050
478689	LED line Strip 300 SMD5050 12V 4000K RGBW 19,2W 30m	19,2 [W/m]	RGBW / 620nm, 520nm, 465nm / 4000K	30m	12V DC	SMD5050
477248	LED line Strip 300 SMD5050 12V 6500K RGBW 19,2W 30m	19,2 [W/m]	RGBW / 620nm, 520nm, 465nm / 6500K	30m	12V DC	SMD5050



LED STRIPS
WATERPROOF

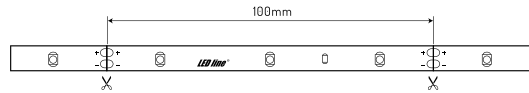
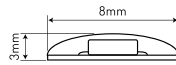
ENERGY
LED line®
240072

A
B
C
D
E
F
G

2
kWh/1000h

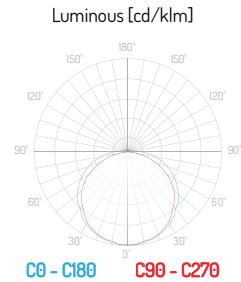
2019/2015

LED line Strip 150 SMD3528 12V 2,4W WHITE IP65



*.IES
3-step
MacAdam
3M 300 LSE
MAX
-20 / +45

PWM
120°
3-year
warranty
Ra 80



MORE DETAILS

SYMBOL	NAME	WATTAGE	CCT	LUMINOUS FLUX	REEL	VOLTAGE	LED
240072	LED line Strip 150 SMD3528 12V 3000K IP65 2,4W	2,4 [W/m]	3000K	200 [lm/m]	5m	12V DC	SMD3528
242151	LED line Strip 150 SMD3528 12V 4000K IP65 2,4W	2,4 [W/m]	4000K	200 [lm/m]	5m	12V DC	SMD3528
240089	LED line Strip 150 SMD3528 12V 6500K IP65 2,4W	2,4 [W/m]	6500K	200 [lm/m]	5m	12V DC	SMD3528

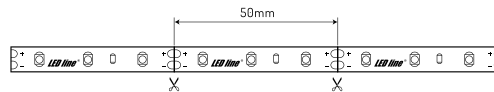
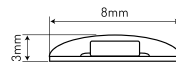
ENERGY
LED line®
247774

A
B
C
D
E
F
G

3
kWh/1000h

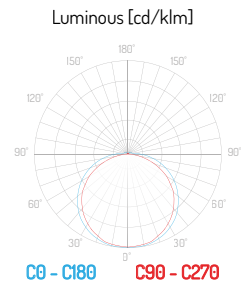
2019/2015

LED line Strip 300 SMD3528 12V 4,8W WHITE IP65



*.IES
3-step
MacAdam
3M 300 LSE
MAX
-20 / +45

PWM
120°
3-year
warranty
Ra 80



MORE DETAILS

SYMBOL	NAME	WATTAGE	CCT	LUMINOUS FLUX	REEL	VOLTAGE	LED
247774	LED line Strip 300 SMD3528 12V 2400K IP65 4,8W	4,8 [W/m]	2400K	400 [lm/m]	5m	12V DC	SMD3528
240249	LED line Strip 300 SMD3528 12V 3000K IP65 4,8W	4,8 [W/m]	3000K	400 [lm/m]	5m	12V DC	SMD3528
245619	LED line Strip 300 SMD3528 12V 4000K IP65 4,8W	4,8 [W/m]	4000K	400 [lm/m]	5m	12V DC	SMD3528
240256	LED line Strip 300 SMD3528 12V 6500K IP65 4,8W	4,8 [W/m]	6500K	400 [lm/m]	5m	12V DC	SMD3528
240263	LED line Strip 300 SMD3528 12V 11000K IP65 4,8W	4,8 [W/m]	11000K	400 [lm/m]	5m	12V DC	SMD3528

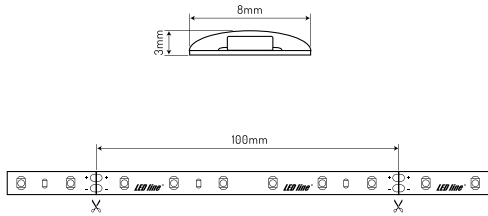
ENERGY
LED line®
240713

A
B
C
D
E
F
G

3
kWh/1000h

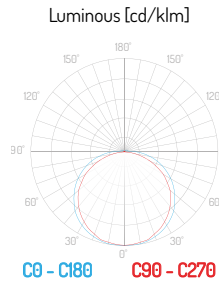
2019/2015

LED line Strip 300 SMD3528 24V 4,8W WHITE IP65



*.IES
3-step
MacAdam
3M 300 LSE
MAX
-20 / +45

PWM
120°
3-year
warranty
Ra 80



MORE DETAILS

SYMBOL	NAME	WATTAGE	CCT	LUMINOUS FLUX	REEL	VOLTAGE	LED
240713	LED line Strip 300 SMD3528 24V 3000K IP65 4,8W	4,8 [W/m]	3000K	400 [lm/m]	5m	24V DC	SMD3528
240720	LED line Strip 300 SMD3528 24V 4000K IP65 4,8W	4,8 [W/m]	4000K	400 [lm/m]	5m	24V DC	SMD3528
240744	LED line Strip 300 SMD3528 24V 6500K IP65 4,8W	4,8 [W/m]	6500K	400 [lm/m]	5m	24V DC	SMD3528
241147	LED line Strip 300 SMD3528 24V 11000K IP65 4,8W	4,8 [W/m]	11000K	400 [lm/m]	5m	24V DC	SMD3528

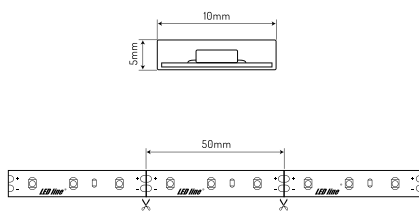
ENERGY
LED line®
241468

A
B
C
D
E
F
G

3
kWh/1000h

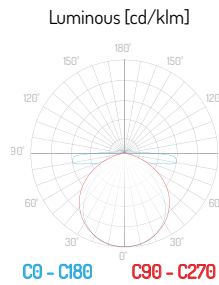
2019/2015

LED line Strip 300 SMD3528 12V 3000K IP67 4,8W



*.IES
3-step
MacAdam
3M 300 LSE
MAX
-20 / +45

PWM
120°
3-year
warranty
Ra 80



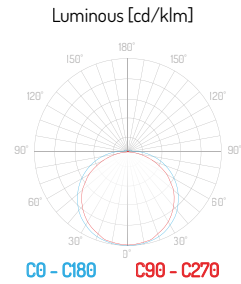
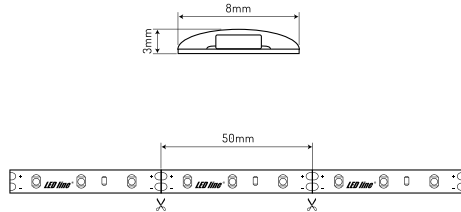
MORE DETAILS

SYMBOL	NAME	WATTAGE	CCT	LUMINOUS FLUX	REEL	VOLTAGE	LED
241468	LED line Strip 300 SMD3528 12V 3000K IP67 4,8W	4,8 [W/m]	3000K	400 [lm/m]	5m	12V DC	SMD3528
245626	LED line Strip 300 SMD3528 12V 4000K IP67 4,8W	4,8 [W/m]	4000K	400 [lm/m]	5m	12V DC	SMD3528
241475	LED line Strip 300 SMD3528 12V 6500K IP67 4,8W	4,8 [W/m]	6500K	400 [lm/m]	5m	12V DC	SMD3528

LED line Strip 300 SMD3528 12V 4,8W COLOUR IP65



*.IES ↓	3M [®] 3M 300 LSE	MAX -20 / +45	PWM
120°	3-year warranty	Ra 80	



MORE DETAILS

SYMBOL	NAME	WATTAGE	COLOUR / WAVELENGTH	REEL	VOLTAGE	LED
240270	LED line Strip 300 SMD3528 12V red IP65 4,8W	4,8 [W/m]	RED / 620nm	5m	12V DC	SMD3528
240294	LED line Strip 300 SMD3528 12V green IP65 4,8W	4,8 [W/m]	GREEN / 520nm	5m	12V DC	SMD3528
240287	LED line Strip 300 SMD3528 12V blue IP65 4,8W	4,8 [W/m]	BLUE / 465nm	5m	12V DC	SMD3528
240300	LED line Strip 300 SMD3528 12V yellow IP65 4,8W	4,8 [W/m]	YELLOW / 590nm	5m	12V DC	SMD3528

ENERGY
LED line®
471345

A
B
C
D
E
F
G

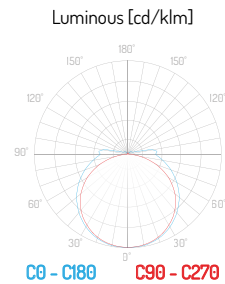
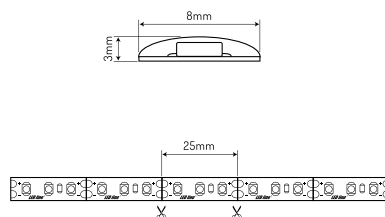
5
kWh/1000h

2019/2015

LED line Strip 600 SMD2835 12V 9,6W WHITE IP65



*.IES ↓	3-step MacAdam	3M [®] 3M 300 LSE	MAX -20 / +45
PWM	120°	3-year warranty	Ra 80



MORE DETAILS

SYMBOL	NAME	WATTAGE	CCT	LUMINOUS FLUX	REEL	VOLTAGE	LED
471345	LED line Strip 600 SMD2835 12V 2700K IP65 9,6W	9,6 [W/m]	2700K	960 [lm/m]	5m	12V DC	SMD2835
477040	LED line Strip 600 SMD2835 12V 4000K IP65 9,6W	9,6 [W/m]	4000K	960 [lm/m]	5m	12V DC	SMD2835
477057	LED line Strip 600 SMD2835 12V 6500K IP65 9,6W	9,6 [W/m]	6500K	960 [lm/m]	5m	12V DC	SMD2835
477095	LED line Strip 600 SMD2835 12V 11000K IP65 9,6W	9,6 [W/m]	11000K	960 [lm/m]	5m	12V DC	SMD2835

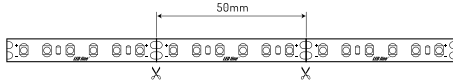
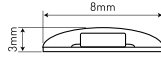
ENERGY
LED line®
477064

A
B
C
D
E
F
G

5
kWh/1000h

2019/2015

LED line Strip 600 SMD2835 24V 9,6W WHITE IP65



*.IES
↓

3M®
3M 300 LSE

MAX
-20 / +45

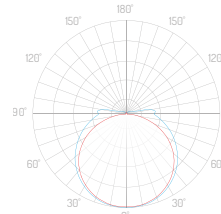
PWM

120°

3-year
warranty

Ra 80

Luminous [cd/klm]



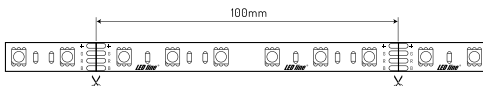
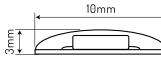
C0 - C180 C90 - C270



MORE DETAILS

SYMBOL	NAME	WATTAGE	CCT	LUMINOUS FLUX	REEL	VOLTAGE	LED
477064	LED line Strip 600 SMD2835 24V 2700K IP65 9,6W	9,6 [W/m]	2700K	960 [lm/m]	5m	24V DC	SMD2835
477071	LED line Strip 600 SMD2835 24V 4000K IP65 9,6W	9,6 [W/m]	4000K	960 [lm/m]	5m	24V DC	SMD2835
477088	LED line Strip 600 SMD2835 24V 6500K IP65 9,6W	9,6 [W/m]	6500K	960 [lm/m]	5m	24V DC	SMD2835
477101	LED line Strip 600 SMD2835 24V 11000K IP65 9,6W	9,6 [W/m]	11000K	960 [lm/m]	5m	24V DC	SMD2835

LED line Strip SMD5050 RGB IP65



*.IES
↓

3-step
MacAdam

3M®
3M 300 LSE

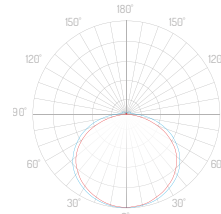
MAX
-20 / +45

PWM


120°

3-year
warranty

Luminous [cd/klm]



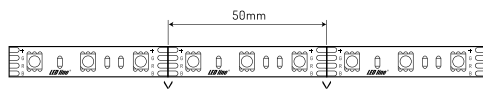
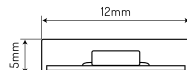
C0 - C180 C90 - C270



MORE DETAILS

SYMBOL	NAME	WATTAGE	COLOUR / WAVELENGTH	REEL	VOLTAGE	LED
241741	LED line Strip 300 SMD5050 24V RGB IP65 14,4W	14,4 [W/m]	RGB / 620nm, 520nm, 465nm	5m	24V DC	SMD5050
240614	LED line Strip 300 SMD5050 12V RGB IP65 14,4W	7,2 [W/m]	RGB / 620nm, 520nm, 465nm	5m	12V DC	SMD5050
241666	LED line Strip 150 SMD5050 24V RGB IP65 7,2W	7,2 [W/m]	RGB / 620nm, 520nm, 465nm	5m	24V DC	SMD5050
240157	LED line Strip 150 SMD5050 12V RGB IP65 7,2W	7,2 [W/m]	RGB / 620nm, 520nm, 465nm	5m	12V DC	SMD5050

LED line Strip SMD5050 12V RGB IP67



*.IES
↓

3M®
3M 300 LSE

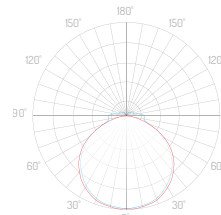
MAX
-20 / +45

PWM

120°

3-year
warranty

Luminous [cd/klm]




C0 - C180 C90 - C270



MORE DETAILS

SYMBOL	NAME	WATTAGE	COLOUR / WAVELENGTH	REEL	VOLTAGE	LED
241451	LED line Strip 300 SMD5050 12V RGB IP67 14,4W	14,4 [W/m]	RGB / 620nm, 520nm, 465nm	5m	12V DC	SMD5050
241444	LED line Strip 150 SMD5050 12V RGB IP67 7,2W	7,2 [W/m]	RGB / 620nm, 520nm, 465nm	5m	12V DC	SMD5050



LED STRIPS COB

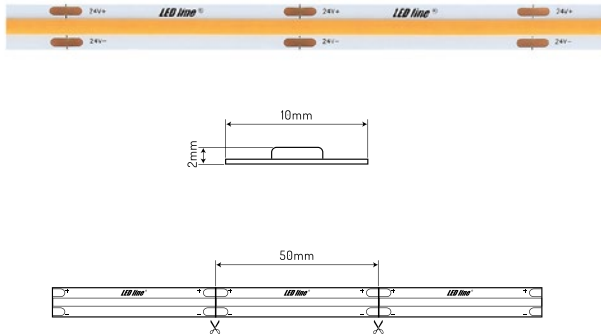
ENERGY
LED line®
476821

A
B
C
D
E
F
G

4
kWh/1000h

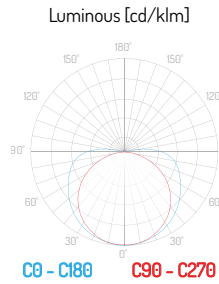
2019/2015

LED line Strip COB 24V WHITE



*.IES
3-step
MacAdam
3M 300 LSE
3-year
warranty

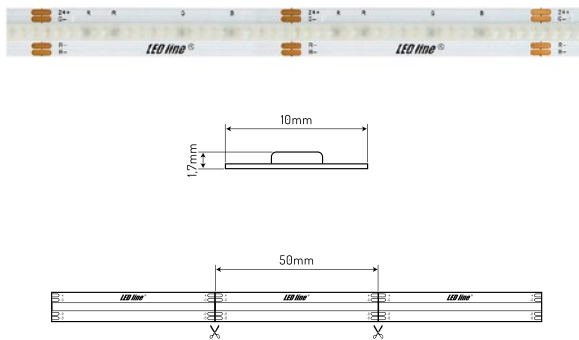
MAX
-20 / +45
PWM
180°
Ra 90



MORE DETAILS

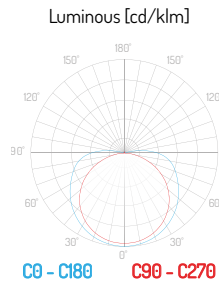
SYMBOL	NAME	WATTAGE	CCT	LUMINOUS FLUX	REEL	VOLTAGE	LED
476821	LED line Strip COB 320 chips/m 24V 2700K 8W	8 [W/m]	2700K	640 [lm/m]	5m	24V DC	COB
476838	LED line Strip COB 320 chips/m 24V 4000K 8W	8 [W/m]	4000K	720 [lm/m]	5m	24V DC	COB
476845	LED line Strip COB 320 chips/m 24V 6000K 8W	8 [W/m]	6000K	800 [lm/m]	5m	24V DC	COB
478238	LED line Strip COB 320 chips/m 24V 2700K 12W	12 [W/m]	2700K	1020 [lm/m]	5m	24V DC	COB
478221	LED line Strip COB 320 chips/m 24V 4000K 12W	12 [W/m]	4000K	1100 [lm/m]	5m	24V DC	COB
478214	LED line Strip COB 320 chips/m 24V 6000K 12W	12 [W/m]	6000K	1100 [lm/m]	5m	24V DC	COB
478245	LED line Strip COB 480 chips/m 24V 2700K 18W	18 [W/m]	2700K	1440 [lm/m]	5m	24V DC	COB
478269	LED line Strip COB 480 chips/m 24V 4000K 18W	18 [W/m]	4000K	1520 [lm/m]	5m	24V DC	COB
478313	LED line Strip COB 480 chips/m 24V 6000K 18W	18 [W/m]	6000K	1520 [lm/m]	5m	24V DC	COB

LED line Strip COB 24V MULTICOLOUR



*.IES
3-step
MacAdam
3M 300 LSE
3-year
warranty

MAX
-20 / +45
PWM
180°
Ra 80



MORE DETAILS

SYMBOL	NAME	WATTAGE	COLOUR / WAVELENGTH / CCT	LUMINOUS FLUX	REEL	VOLTAGE	LED
478320	LED line Strip COB 420 chips/m 24V RGB 9W	9 [W/m]	RGB / 620nm, 520nm, 465nm		5m	24V DC	COB
478337	LED line Strip COB 560 chips/m 24V RGB CCT 16W	16 [W/m]	RGB CCT / 620nm, 520nm, 465nm / 2700-6000K	400 [lm/m]	5m	24V DC	COB



LED STRIPS
EXPERT

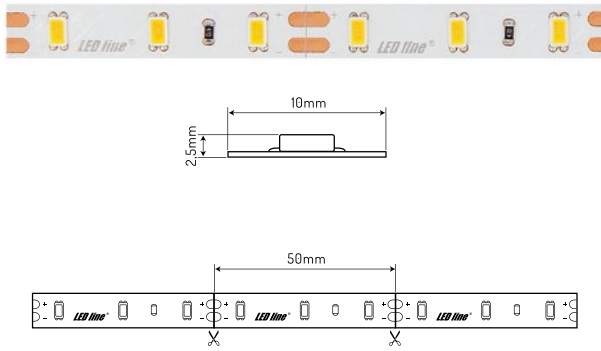
ENERGY
LED line®
245923

A
B
C
D
E
F
G

9
kWh/1000h

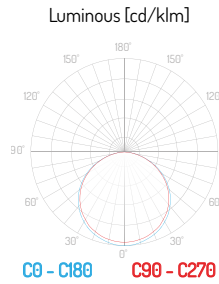
2019/2015

LED line Strip 300 SMD5630 SAMSUNG 18W



*.IES
3-step
MacAdam
3M®
3M 300 LSE
5-year
warranty

MAX
-20 / +45
PWM
120°
Ra 80



SYMBOL	NAME	WATTAGE	CCT	LUMINOUS FLUX	REEL	VOLTAGE	LED
245916	LED line Strip 300 SMD5630 12V 2700K SAMSUNG 18W	18 [W/m]	2700K	1800 [lm/m]	5m	12V DC	SMD5630
245923	LED line Strip 300 SMD5630 12V 4000K SAMSUNG 18W	18 [W/m]	4000K	1800 [lm/m]	5m	12V DC	SMD5630
245930	LED line Strip 300 SMD5630 12V 6500K SAMSUNG 18W	18 [W/m]	6500K	1800 [lm/m]	5m	12V DC	SMD5630
246982	LED line Strip 300 SMD5630 12V 11000K SAMSUNG 18W	18 [W/m]	11000K	1800 [lm/m]	5m	12V DC	SMD5630
247743	LED line Strip 300 SMD5630 24V 2700K SAMSUNG 18W	18 [W/m]	2700K	1800 [lm/m]	5m	24V DC	SMD5630
247750	LED line Strip 300 SMD5630 24V 4000K SAMSUNG 18W	18 [W/m]	4000K	1800 [lm/m]	5m	24V DC	SMD5630
247767	LED line Strip 300 SMD5630 24V 6500K SAMSUNG 18W	18 [W/m]	6500K	1800 [lm/m]	5m	24V DC	SMD5630
247965	LED line Strip 300 SMD5630 24V 11000K SAMSUNG 18W	18 [W/m]	11000K	1800 [lm/m]	5m	24V DC	SMD5630

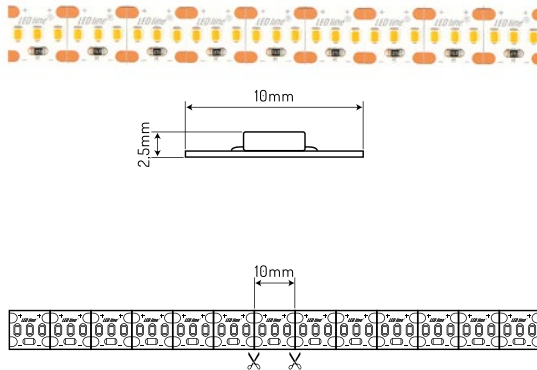
ENERGY
LED line®
245268

A
B
C
D
E
F
G

3
kWh/1000h

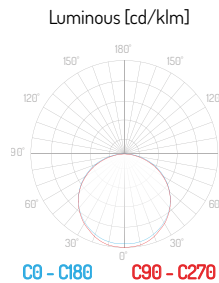
2019/2015

LED line Strip 1500 SMD2216 12V SPOTLESS 21W



*.IES
3-step
MacAdam
3M®
3M 300 LSE
5-year
warranty

MAX
-20 / +45
PWM
120°
Ra 80



SYMBOL	NAME	WATTAGE	CCT	LUMINOUS FLUX	REEL	VOLTAGE	LED
245268	LED line Strip 1500 SMD2216 12V 2700K SPOTLESS 21W	21 [W/m]	2700K	1700 [lm/m]	5m	12V DC	SMD2216
245589	LED line Strip 1500 SMD2216 12V 4000K SPOTLESS 21W	21 [W/m]	4000K	1700 [lm/m]	5m	12V DC	SMD2216
246333	LED line Strip 1500 SMD2216 12V 6500K SPOTLESS 21W	21 [W/m]	6500K	1700 [lm/m]	5m	12V DC	SMD2216

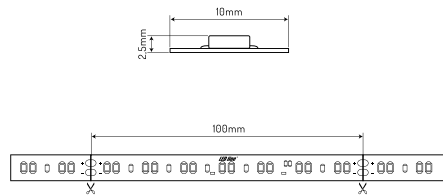
ENERGY
LED line®
470751

A
B
C
D
E
F
G

6
kWh/1000h

2019/2015

LED line Strip 700 SMD2835 24V DIM TO WARM 12W



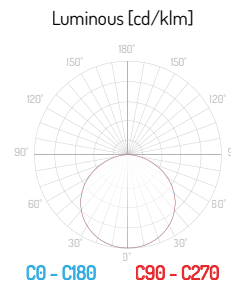
*.IES
3-step
MacAdam
3M 300 LSE
5-year
warranty

MAX
-20 / +45

PWM

120°

Ra 80



MORE DETAILS

SYMBOL	NAME	WATTAGE	CCT	LUMINOUS FLUX	REEL	VOLTAGE	LED
470751	LED line Strip 700 SMD2835 24V 1600-6500K DIM 12W	12 [W/m]	1600-6500K	17 - 1140 [lm/m]	5m	24V DC	SMD2835
471093	LED line Strip 700 SMD2835 24V 2200-3000K DIM 12W	12 [W/m]	2200-3000K	17 - 1140 [lm/m]	5m	24V DC	SMD2835

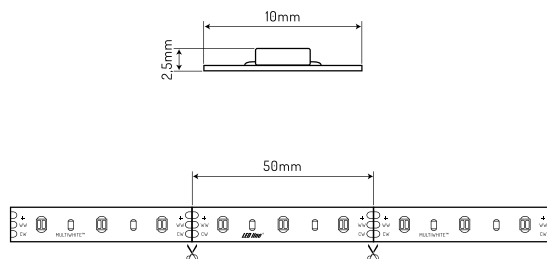
ENERGY
LED line®
243714

A
B
C
D
E
F
G

5
kWh/1000h

2019/2015

LED line Strip 300 SMD3528 MULTIWHITE CCT 9,6W



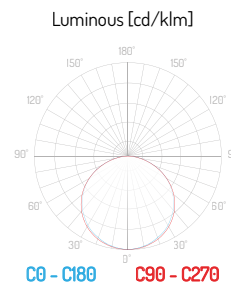
*.IES
3-step
MacAdam
3M 300 LSE
5-year
warranty

MAX
-20 / +45

PWM

120°

Ra 80



MORE DETAILS

SYMBOL	NAME	WATTAGE	COLOUR / CCT	LUMINOUS FLUX	REEL	VOLTAGE	LED
243714	LED line Strip 300 SMD3528 12V MULTIWHITE 9,6W	9,6 [W/m]	3000K - 6500K	800 [lm/m]	5m	12V DC	SMD3528
241819	LED line Strip 300 SMD3528 24V MULTIWHITE 9,6W	9,6 [W/m]	3000K - 6500K	800 [lm/m]	5m	24V DC	SMD3528

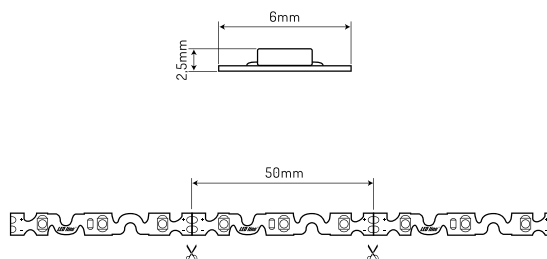
ENERGY
LED line®
246494

A
B
C
D
E
F
G

3
kWh/1000h

2019/2015

LED line Strip 300 SMD3528 12V 4000K TWIST 4,8W



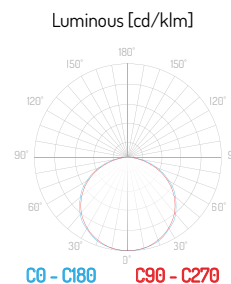
*.IES
3-step
MacAdam
3M 300 LSE
5-year
warranty

MAX
-20 / +45

PWM

120°

Ra 80



MORE DETAILS

SYMBOL	NAME	WATTAGE	CCT	LUMINOUS FLUX	REEL	VOLTAGE	LED
246494	LED line Strip 300 SMD3528 12V 4000K TWIST 4,8W	4,8 [W/m]	4000K	420 [lm/m]	5m	12V DC	SMD3528

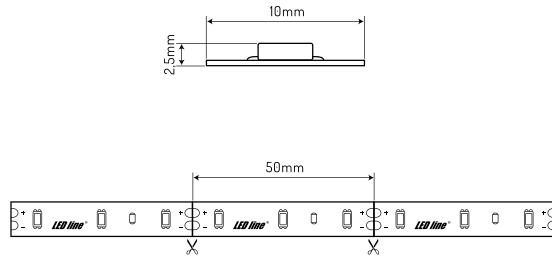
ENERGY
LED line®
246 739

A
B
C
D
E
F
G

2
kWh/1000h

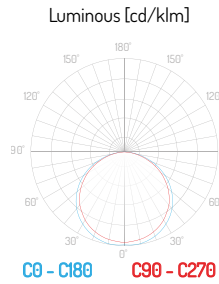
2019/2015

LED line Strip 300 SMD5730 12V 4000K CRI>95 18W



*.IES
3-step
MacAdam
3M 300 LSE
5-year
warranty

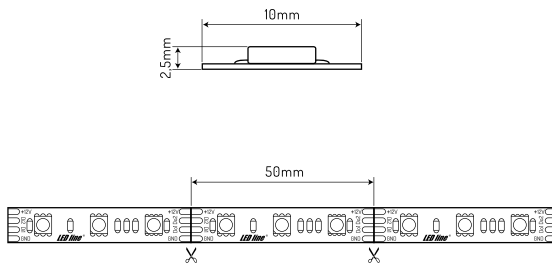
MAX
-20 / +45
PWM
120°
CRI 95



MORE DETAILS

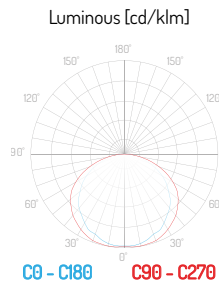
SYMBOL	NAME	WATTAGE	CCT	LUMINOUS FLUX	REEL	VOLTAGE	LED
246739	LED line Strip 300 SMD5730 12V 4000K CRI>95 18W	18 [W/m]	4000K	1620 [lm/m]	5m	12V DC	SMD5730

LED line Strip 300 SMD5050 12V RGB DIGITAL 14,4W



*.IES
3M 300 LSE
5-year
warranty

MAX
-20 / +45
PWM
120°



MORE DETAILS

SYMBOL	NAME	WATTAGE	COLOUR / WAVELENGTH	REEL	VOLTAGE	LED
248238	LED line Strip 300 SMD5050 12V RGB DIGITAL P943 14,4W	14,4 [W/m]	RGB / 620nm, 520nm, 465nm	5m	12V DC	SMD5050

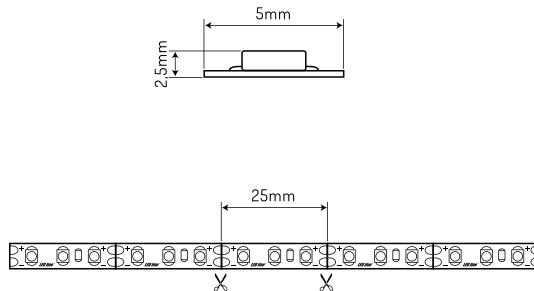
ENERGY
LED line®
249167

A
B
C
D
E
F
G

5
kWh/1000h

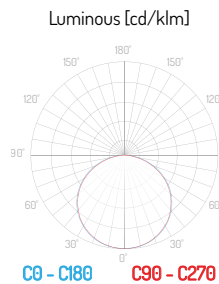
2019/2015

LED line Strip 600 SMD2216 12V 4000K 5MM SLIM WPCB 9,6W



*.IES
3-step
MacAdam
3M 300 LSE
5-year
warranty

MAX
-20 / +45
PWM
120°
Ra 80



MORE DETAILS

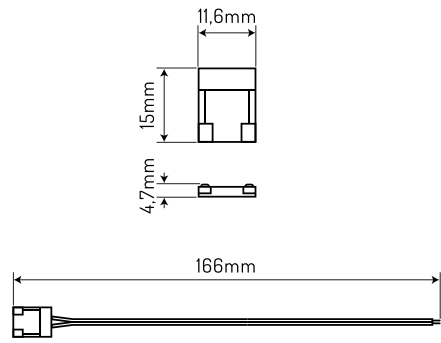
SYMBOL	NAME	WATTAGE	CCT	LUMINOUS FLUX	REEL	VOLTAGE	LED
249167	LED line Strip 600 SMD2216 12V 4000K 5mm WPCB 9,6W	9,6 [W/m]	4000K	740 [lm/m]	5m	12V DC	SMD2216



LED STRIPS
ACCESSORIES

LED line CLICK CONNECTOR for COB LED Strips 10mm 2 PIN single with wire

COB

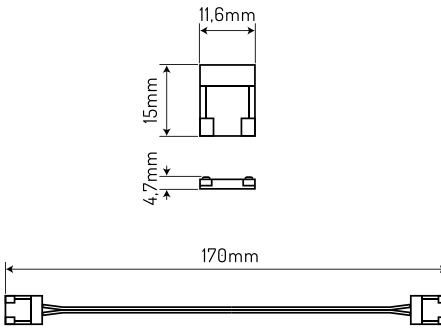


MORE DETAILS

SYMBOL	NAME	TYPE	TYPE OF CONNECTOR	LED Strip WIDTH	LED
478351	LED line Click Connector for COB Strip single 10 mm 2 PIN with wire	2PIN	single + wire	10mm	COB

LED line CLICK CONNECTOR for COB LED Strips 10mm 2 PIN single with wire

COB

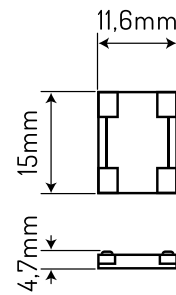


MORE DETAILS

SYMBOL	NAME	TYPE	TYPE OF CONNECTOR	LED Strip WIDTH	LED
478368	LED line Click Connector for COB Strip double 10 mm 2 PIN with wire	2PIN	double + wire	10mm	COB

LED line CLICK CONNECTOR for COB LED Strips 10 mm 2 PIN double

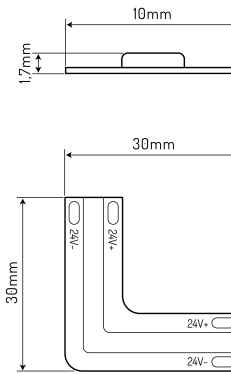
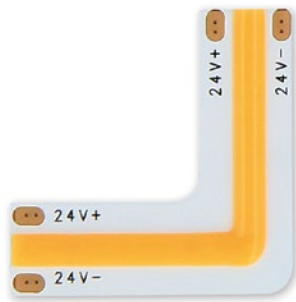
COB



MORE DETAILS

SYMBOL	NAME	TYPE	TYPE OF CONNECTOR	LED Strip WIDTH	LED
478375	LED line Click Connector for COB Strip double 10 mm 2 PIN	2PIN	double	10mm	COB

LED line Click Connector for COB LED Strips 10 mm 2 PIN 8W



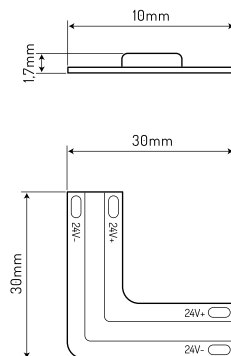
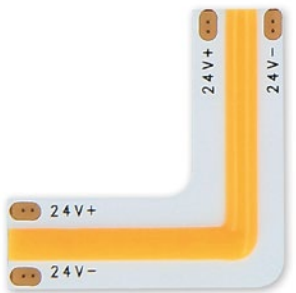
COB



MORE DETAILS

SYMBOL	NAME	TYPE	TYPE OF CONNECTOR	LED Strip WIDTH	CCT	LED
478382	LED line Click Connector for COB Strip angle 8W 2700K	2PIN	L	10mm	2700K	COB
478399	LED line Click Connector for COB Strip angle 8W 4000K	2PIN	L	10mm	4000K	COB
478405	LED line Click Connector for COB Strip angle 8W 6000K	2PIN	L	10mm	6000K	COB

LED line Click Connector for COB LED Strips 10mm 2 PIN 12W



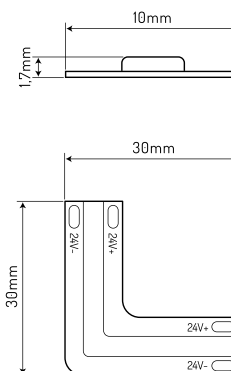
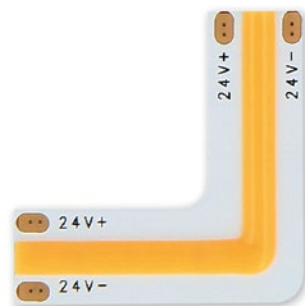
COB



MORE DETAILS

SYMBOL	NAME	TYPE	TYPE OF CONNECTOR	LED Strip WIDTH	CCT	LED
478450	LED line Click Connector for COB Strip angle 12W 2700K	2PIN	L	10mm	2700K	COB
478467	LED line Click Connector for COB Strip angle 12W 4000K	2PIN	L	10mm	4000K	COB
478474	LED line Click Connector for COB Strip angle 12W 6000K	2PIN	L	10mm	6000K	COB

LED line Click Connector for COB LED Strips 10mm 2 PIN 18W



COB

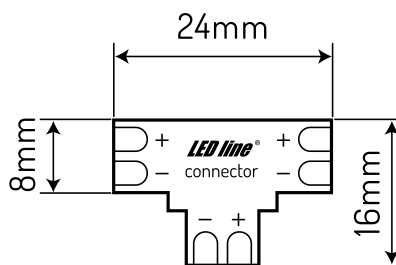


MORE DETAILS

SYMBOL	NAME	TYPE	TYPE OF CONNECTOR	LED Strip WIDTH	CCT	LED
478412	LED line Click Connector for COB Strip angle 18W 2700K	2PIN	L	10mm	2700K	COB
478429	LED line Click Connector for COB Strip angle 18W 4000K	2PIN	L	10mm	4000K	COB
478436	LED line Click Connector for COB Strip angle 18W 6000K	2PIN	L	10mm	6000K	COB

LED line Click Connector for SMD LED Strip T shape

COB

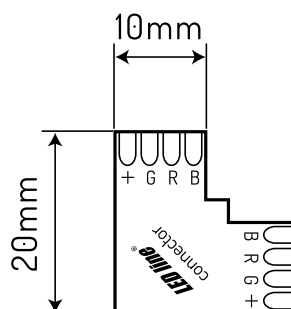


MORE DETAILS

SYMBOL	NAME	TYPE	TYPE OF CONNECTOR	LED Strip WIDTH	LED
246555	LED line Click Connector for SMD Strip angle 8 mm SINGLE	2PIN	T	8mm	WHITE/COLOUR
246524	LED line Click Connector for SMD Strip angle 10 mm RGB	4PIN	T	10mm	RGB

LED line Click Connector for SMD LED Strip L shape

COB

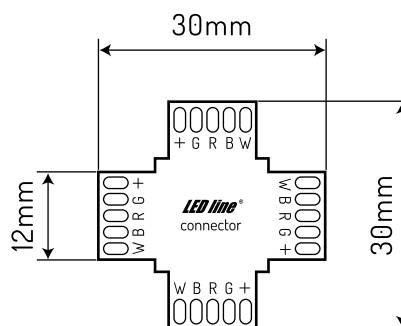



MORE DETAILS

SYMBOL	NAME	TYPE	TYPE OF CONNECTOR	LED Strip WIDTH	LED
246562	LED line Click Connector for SMD Strip angle 8 mm SINGLE	2PIN	L	8mm	WHITE/COLOUR
246517	LED line Click Connector for SMD Strip angle 10 mm RGB	4PIN	L	10mm	RGB

LED line Click Connector for SMD LED Strip + shape

COB



MORE DETAILS

SYMBOL	NAME	TYPE	TYPE OF CONNECTOR	LED Strip WIDTH	LED
246548	LED line Click Connector for SMD Strip angle 8 mm SINGLE	2PIN	+	8mm	WHITE/COLOUR
246531	LED line Click Connector for SMD Strip angle 10 mm RGB	4PIN	+	10mm	RGB
247859	LED line Click Connector for SMD Strip angle 12 mm RGBW	5PIN	+	12mm	RGBW



LED line



LED STRIP CONTROLLERS

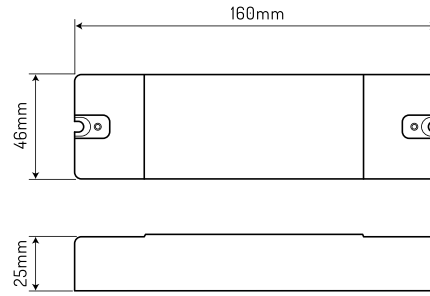
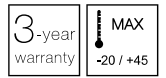


LED line LED line



LED STRIP CONTROLLERS VARIANTE

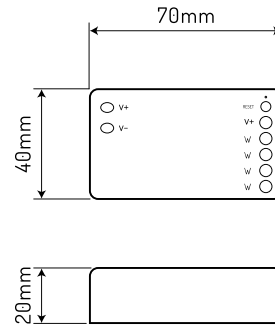
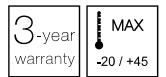
LED line VARIANTE Controller 5in1



[MORE DETAILS](#)

SYMBOL	NAME	WATTAGE	MAX. OUTPUT	COMMUNICATION	FUNCTION
477781	LED line kontroler VARIANTE RF WIFI TUYA 5in1	12-24V	20A	RF 2.4GHz / WIFI	DIM/CCT/RGB/RGBW/RGBCCT

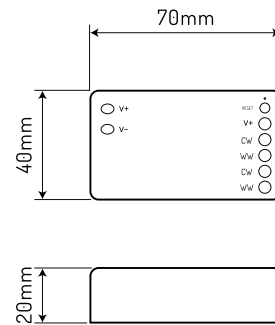
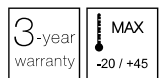
LED line VARIANTE Controller DIM



[MORE DETAILS](#)

SYMBOL	NAME	WATTAGE	MAX. OUTPUT	COMMUNICATION	FUNCTION
471277	LED line VARIANTE Controller RF WIFI TUYA DIM	12-24V	16A (4A/channel)	RF 2.4GHz / WIFI	DIM

LED line VARIANTE Controller CCT

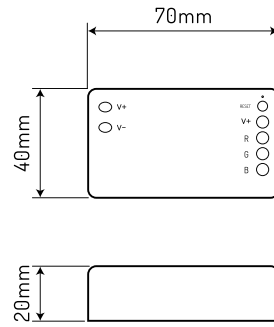


[MORE DETAILS](#)

SYMBOL	NAME	WATTAGE	MAX. OUTPUT	COMMUNICATION	FUNCTION
471284	LED line VARIANTE Controller RF WIFI TUYA CCT	12-24V	16A (4A/channel)	RF 2.4GHz / WIFI	CCT

LED line VARIANTE Controller RGB

3-year warranty | MAX -20 / +45

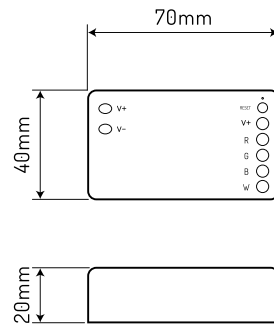


MORE DETAILS

SYMBOL	NAME	WATTAGE	MAX. OUTPUT	COMMUNICATION	FUNCTION
471291	LED line VARIANTE Controller RF WIFI TUYA RGB	12-24V	15A (5A/channel)	RF 2,4GHz / WIFI	RGB

LED line VARIANTE Controller RGBW

3-year warranty | MAX -20 / +45

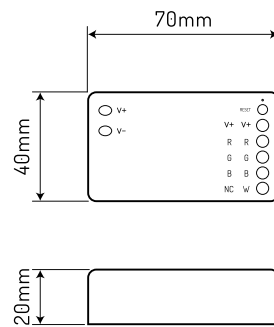


MORE DETAILS

SYMBOL	NAME	WATTAGE	MAX. OUTPUT	COMMUNICATION	FUNCTION
471307	LED line VARIANTE Controller RF WIFI TUYA RGBW	12-24V	16A (4A/channel)	RF 2,4GHz / WIFI	RGBW

LED line VARIANTE Controller RGB/RGBW

3-year warranty | MAX -20 / +45

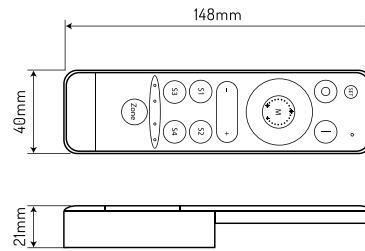


MORE DETAILS

SYMBOL	NAME	WATTAGE	MAX. OUTPUT	COMMUNICATION	FUNCTION
471314	LED line VARIANTE Controller RF RGB/RGBW + remote controller	12-24V	16A (4A/channel RGBW, 5A/channel RGB)	RF 433.92Mhz	RGB/RGBW

LED line VARIANTE Remote Controller DIM/CCT

3-year warranty
MAX
-20 / +45

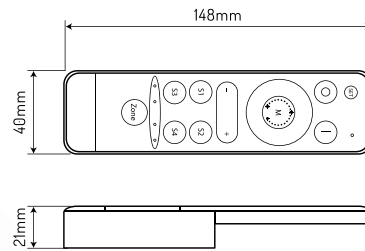


MORE DETAILS

SYMBOL	NAME	WATTAGE	RANGE	COMMUNICATION	FUNCTION
471321	LED line RF REMOTE for VARIANTE Controller DIM/CCT	DC 3V 2*AAA	20M	RF 2.4GHz	DIM/CCT

LED line VARIANTE Remote Controller RGB/RGBW

3-year warranty
MAX
-20 / +45

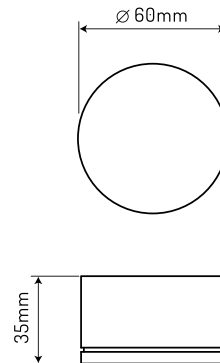


MORE DETAILS

SYMBOL	NAME	WATTAGE	RANGE	COMMUNICATION	FUNCTION
471338	LED line RF REMOTE for VARIANTE Controller RGB/RGBW	DC 3V 2*AAA	20M	RF 2.4GHz	RGB/RGBW

LED line VARIANTE Remote Controller DIM/CCT MAG JOY

3-year warranty
MAX
-20 / +45



MORE DETAILS

SYMBOL	NAME	WATTAGE	RANGE	COMMUNICATION	FUNCTION
476937	LED line RF MAG JOY REMOTE for VARIANTE Controller DIM/CCT	DC 3V 2*AAA	30M	RF 2.4GHz	DIM/CCT

LED line



LED PANELS



LED PANELS
CLASSIC

ENERGY
LED line®
476906

A
B
C
D
E
F
G

E

40
kWh/1000h

2019/2015

LED line Panel Slim 40W
4000K 4400lm 60x60

YELLOW FREE™

flicker free

LED provided by SAMSUNG

*.IES

5-year warranty

110lm/W

LiFi DRIVER

PMMA LGP


voltage 220-240V AC

120°

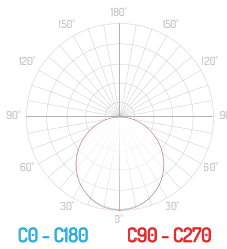
SAMSUNG 4014

216 LED

100000h L70B50




Luminous [cd/klm]



MORE DETAILS

SYMBOL	NAME	WATTAGE	CCT	LUMINOUS FLUX	DIMM
476906	LED line Panel Slim 40W 4000K 4400lm 60x60 square	40W	4000K	4400	NO
476913	LED line Panel Slim 40W 4000K 4400lm 60x60 0-10V	40W	4000K	4400	0-10V





LED PANELS
EXPERT

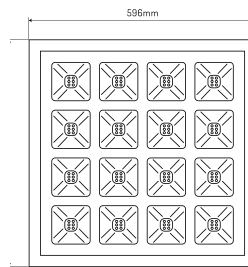
ENERGY
LED line®
244193

A
B
C
D
E
F
G

36
kWh/1000h

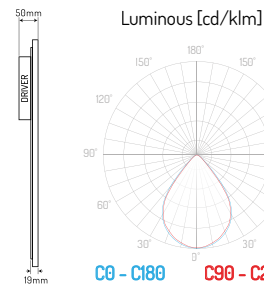
2019/2015

LED line Panel DIORA 4000K square



LOW UGR
NARROW BEAM ANGLE
flicker free
* IES
5-year warranty
voltage 220-240V AC

75°
IP20
IK 08
SMD2835
96 LED
50000h L70B50



MORE DETAILS

SYMBOL	NAME	WATTAGE	CCT	LUMINOUS FLUX	DIMM
244193	LED line Panel DIORA 15-36W 4000K 2250-5040lm square	15-36W	4000K	2250-5040	NO
471260	LED line Panel DIORA 36W 4000K 5040lm 1-10V square	36W	4000K	5040	1-10V

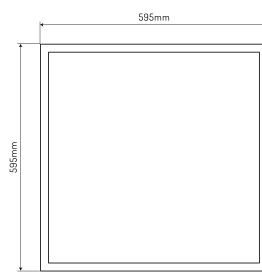
ENERGY
LED line®
478481

A
B
C
D
E
F
G

30
kWh/1000h

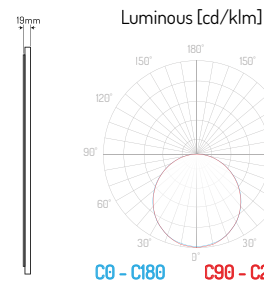
2019/2015

LED line Frame Panel 40W 4000K 3200lm square



2in1 flush and surfaces
YELLOW FREE™
flicker free
120lm/W
5-year warranty
JUFEI 4014

196 LED
30000h L70B50
PF 0,9
voltage 220-240V AC
120°



MORE DETAILS

SYMBOL	NAME	WATTAGE	CCT	LUMINOUS FLUX	DIMM
478481	LED line Panel 2in1 30W 4000K 3600lm square	30W	4000K	3600	NO

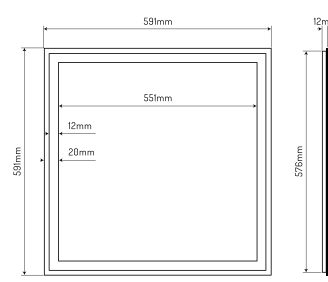
ENERGY
LED line®
249181

A
B
C
D
E
F
G

40
kWh/1000h

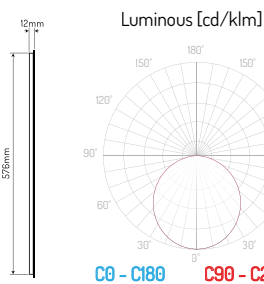
2019/2015

LED line Panel 2in1 40W 4000K 3600lm square



YELLOW FREE™
flicker free
* IES
5-year warranty
Lifud DRIVER
voltage 175-250V AC

120°
IP20
Aluminum
SMD2835
300 LED
30000h L70B50



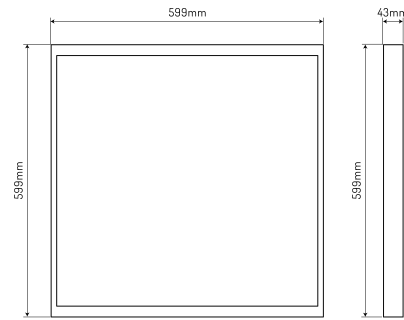
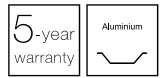
MORE DETAILS

SYMBOL	NAME	WATTAGE	CCT	LUMINOUS FLUX	DIMM
249181	LED line Panel 2in1 40W 4000K 3600lm square	40W	4000K	3200	NO



LED PANELS
ACCESSORIES

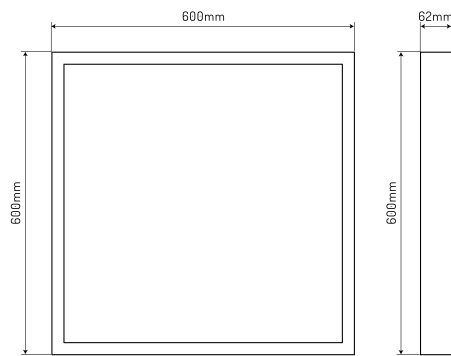


LED line FRAME for LED Panel 60x60 43mm



MORE DETAILS

SYMBOL	NAME	COMPATIBLE PRODUCTS
476890	LED line FRAME for LED Panel 60x60 43mm surface	476906, 476913

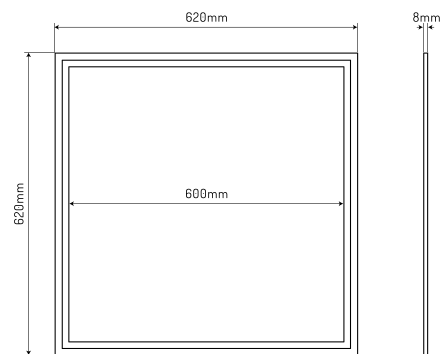
LED line FRAME for LED Panel 60x60 62mm



MORE DETAILS

SYMBOL	NAME	COMPATIBLE PRODUCTS
476791	LED line FRAME for LED Panel 60x60 62mm surface	476906, 476913, 244193, 471260

LED line FRAME for LED Panel 60x60


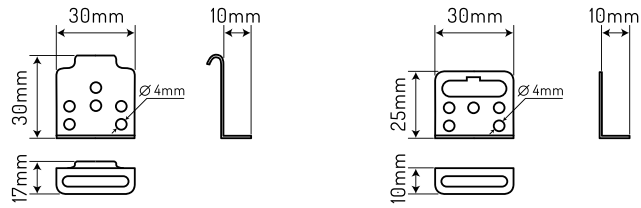


MORE DETAILS

SYMBOL	NAME	COMPATIBLE PRODUCTS
478443	LED line FRAME Adapter 62x62cm For LED Panel 60x60cm surface	476906, 476913, 244193, 471260, 249181, 478481

LED line Accessorie For LED Panel - hooks

5-year warranty

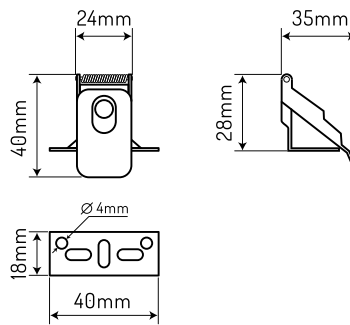


MORE DETAILS

SYMBOL	NAME	COMPATIBLE PRODUCTS
245718	LED line Accessorie For LED Panel- hooks	476906, 476913, 244193, 471260, 249181

LED line Accessorie For LED Panel - springs

5-year warranty

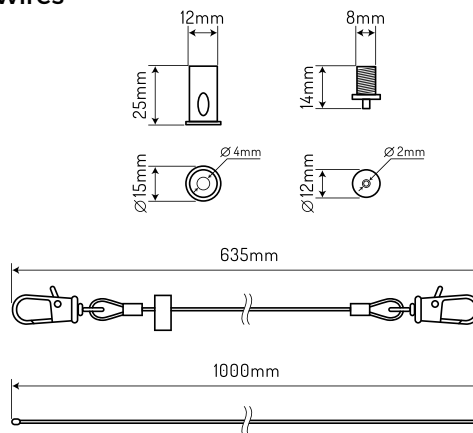


MORE DETAILS

SYMBOL	NAME	COMPATIBLE PRODUCTS
245725	LED line Accessorie For LED Panel- springs	476906, 476913, 244193, 471260, 249181, 478481

LED line Accessorie For LED Panel - steel wires

5-year warranty



MORE DETAILS

SYMBOL	NAME	COMPATIBLE PRODUCTS
245701	LED line Accessorie For LED Panel- steel wires	476906, 476913, 244193, 471260, 249181, 478481



LED line



LED DOWNLIGHTS



LED DOWNLIGHTS
QUANTUM

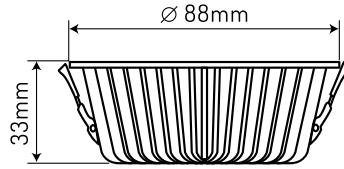
ENERGY
LED line®
477392

A
B
C
D
E
F
G

7
kWh/1000h

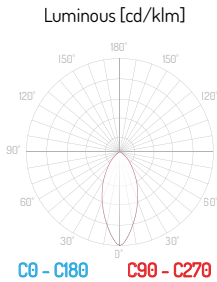
2019/2015

**LED line QUANTUM downlight 7W
700lm 4000K**



LOW UGR
NARROW BEAM ANGLE
voltage 220-240V AC
60°
polystyren
Aluminium

ON OFF
50000
COB
1 LED
IK 03
100000h
L70B50



MORE DETAILS

SYMBOL	NAME	WATTAGE	CCT	LUMINOUS FLUX	DIMM
477392	LED line QUANTUM downlight 7W 700lm 4000K	7W	4000K	700	NO
477477	LED line QUANTUM downlight 7W 700lm 4000K 1-10V	7W	4000K	700	1-10V

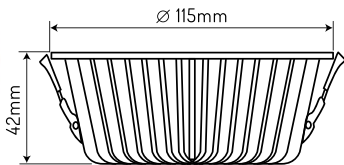
ENERGY
LED line®
477408

A
B
C
D
E
F
G

15
kWh/1000h

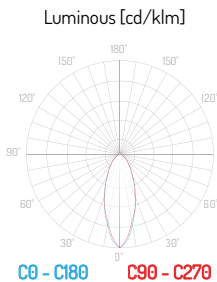
2019/2015

**LED line QUANTUM downlight 15W
1500lm 4000K**



LOW UGR
NARROW BEAM ANGLE
voltage 220-240V AC
60°
polystyren
Aluminium

ON OFF
50000
COB
1 LED
IK 03
100000h
L70B50



MORE DETAILS

SYMBOL	NAME	WATTAGE	CCT	LUMINOUS FLUX	DIMM
477408	LED line QUANTUM downlight 15W 1500lm 4000K	15W	4000K	1500	NO
477484	LED line QUANTUM downlight 15W 1500lm 4000K 1-10V	15W	4000K	1500	1-10V

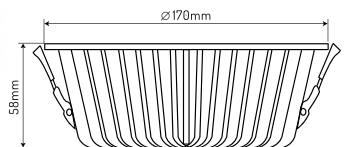
ENERGY
LED line®
477415

A
B
C
D
E
F
G

30
kWh/1000h

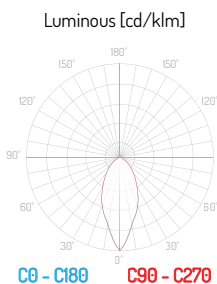
2019/2015

**LED line QUANTUM downlight 30W
3000lm 4000K**



LOW UGR
NARROW BEAM ANGLE
voltage 220-240V AC
60°
polystyren
Aluminium

ON OFF
50000
COB
1 LED
IK 03
100000h
L70B50



MORE DETAILS

SYMBOL	NAME	WATTAGE	CCT	LUMINOUS FLUX	DIMM
477415	LED line QUANTUM downlight 30W 3000lm 4000K	30W	4000K	3000	NO
477491	LED line QUANTUM downlight 30W 3000lm 4000K 1-10V	30W	4000K	3000	1-10V

ENERGY
LED line®
477422

A
B
C
D
E
F
G

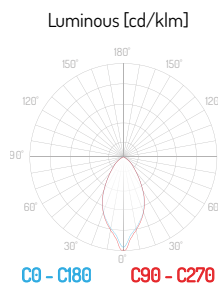
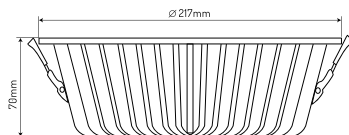
40
kWh/1000h

2019/2015

**LED line QUANTUM downlight 40W
4000lm 4000K**

LOW UGR
NARROW BEAM ANGLE
voltage 220-240V AC
60°
polystyren
Aluminium

ON OFF
50000
COB
1 LED
IK 03
100000 h
L70B50



MORE DETAILS

SYMBOL	NAME	WATTAGE	CCT	LUMINOUS FLUX	DIMM
477422	LED line QUANTUM downlight 40W 4000lm 4000K	40W	4000K	4000	NO
477507	LED line QUANTUM downlight 40W 4000lm 4000K 1-10V	40W	4000K	4000	1-10V



LED DOWNLIGHTS
EASY FIX

LED DOWNLIGHTS / EASY FIX

ENERGY
LED line®
470652

A
B
C
D
E
F
G

E

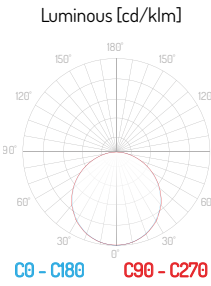
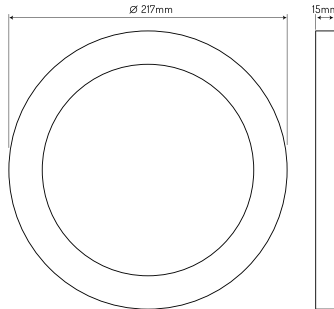
18
kWh/1000h

2019/2015

LED line Panel Easy Fix AURA
SMART 18W 2800-6500K round

ADJUSTABLE BRACKET
YELLOW FREE™
flicker free
3-year warranty
Powered By tuya Intelligence Hub
DIMMABLE
60-185 mm

voltage 220-260V AC
120°
PMMA LGP
polistyren
Polamid
SMD2835
164 LED
30000h L70B50



MORE DETAILS

SYMBOL	NAME	WATTAGE	CCT	LUMINOUS FLUX	DIMM
470652	LED line Panel Easy Fix AURA SMART 18W 2800-6500K round	18W	2700-6500K	1200-1400	DIM

ENERGY
LED line®
470058

A
B
C
D
E
F
G

E

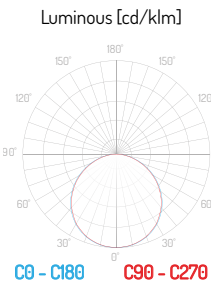
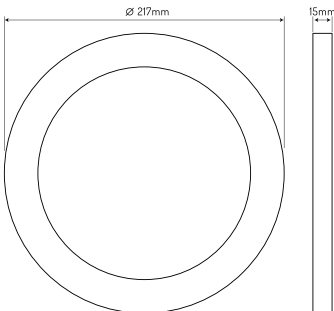
18
kWh/1000h

2019/2015

LED line Panel Easy Fix AURA 18W round

ADJUSTABLE BRACKET
YELLOW FREE™
flicker free
*.IES
3-year warranty
DIMMABLE

TRIAC
voltage 220-260V AC
120°
polistyren
Polamid
SMD2835
30000h L70B50

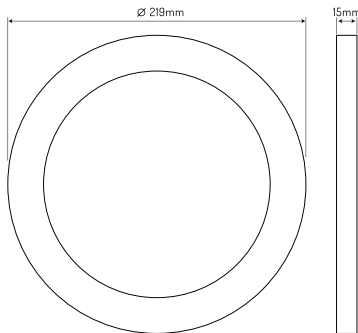


MORE DETAILS

SYMBOL	NAME	WATTAGE	CCT	LUMINOUS FLUX	DIMM
470058	LED line Panel Easy Fix AURA 18W 4000K 1650lm round	18W	4000K	1650	DIM
470041	LED line Panel Easy Fix AURA 18W 2700K 1570lm round	18W	2700K	1570	DIM

LED line Frame for Easy Fix AURA 18W round

3-year warranty
Metal
219 mm



MORE DETAILS

SYMBOL	NAME	COMPATIBLE PRODUCTS
470140	LED line Frame for Easy Fix AURA 18W black matte round	470652, 470058, 470041
241895	LED line Frame for Easy Fix AURA 18W chrome round	470652, 470058, 470041
470157	LED line Frame for Easy Fix AURA 18W satin round	470652, 470058, 470041


ENERGY
LED line®
248788

A
B
C
D
E
F
G

6
kWh/1000h

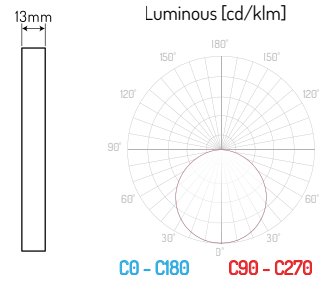
2019/2015

LED line Panel Easy Fix 6W round



ADJUSTABLE BRACKET
YELLOW FREE™
flicker free
*.IES
3-year warranty

voltage 220-260V AC
120°
IP 20
polystyren
Poliamid
SMD2835



SYMBOL	NAME	WATTAGE	CCT	LUMINOUS FLUX
248788	LED line Panel Easy Fix 6W 4000K 470lm round	6W	4000K	470
248771	LED line Panel Easy Fix 6W 2700K 450lm round	6W	2700K	450


ENERGY
LED line®
248801

A
B
C
D
E
F
G

12
kWh/1000h

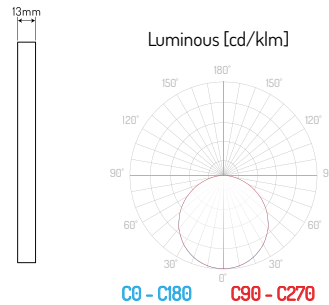
2019/2015

LED line Panel Easy Fix 12W round



ADJUSTABLE BRACKET
YELLOW FREE™
flicker free
*.IES
3-year warranty

voltage 220-260V AC
120°
IP 20
polystyren
Poliamid
SMD2835



SYMBOL	NAME	WATTAGE	CCT	LUMINOUS FLUX
248801	LED line Panel Easy Fix 12W 4000K 1060lm round	12W	4000K	1060
248795	LED line Panel Easy Fix 12W 2700K 1010lm round	12W	2700K	1010


ENERGY
LED line®
248825

A
B
C
D
E
F
G

18
kWh/1000h

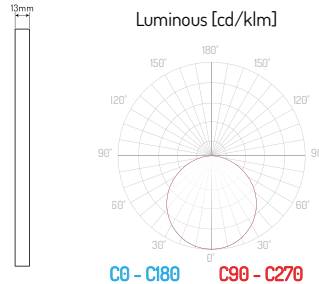
2019/2015

LED line Panel Easy Fix 18W round



ADJUSTABLE BRACKET
YELLOW FREE™
flicker free
*.IES
3-year warranty

voltage 220-260V AC
120°
IP 20
polystyren
Poliamid
SMD2835



SYMBOL	NAME	WATTAGE	CCT	LUMINOUS FLUX
248825	LED line Panel Easy Fix 18W 4000K 1650lm round	18W	4000K	1650
248818	LED line Panel Easy Fix 18W 2700K 1570lm round	18W	2700K	1570

ENERGY
LED line®
248849

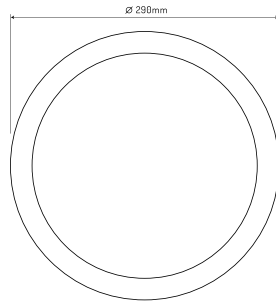
A
B
C
D
E
F
G

E


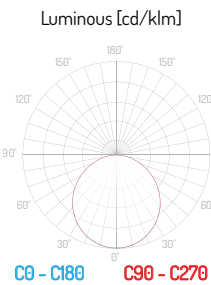
24
kWh/1000h

2019/2015

LED line Panel Easy Fix 24W round



ADJUSTABLE BRACKET
YELLOW FREE™
flicker free
*.IES
voltage 220-260V AC
120°
IP 20
polystyren
Polamid
SMD2835



MORE DETAILS

SYMBOL	NAME	WATTAGE	CCT	LUMINOUS FLUX
248849	LED line Panel Easy Fix 24W 4000K 2300lm round	24W	4000K	2300
248832	LED line Panel Easy Fix 24W 2700K 2200lm round	24W	2700K	2200

ENERGY
LED line®
246784

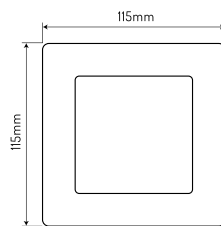
A
B
C
D
E
F
G

E

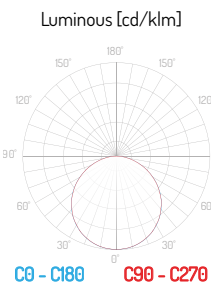
6
kWh/1000h

2019/2015

LED line Panel Easy Fix 6W square



ADJUSTABLE BRACKET
YELLOW FREE™
flicker free
*.IES
voltage 220-260V AC
120°
IP 20
GLASS LGP
3-year warranty
30000 h L70B50
polystyren
Polamid
SMD2835



MORE DETAILS

SYMBOL	NAME	WATTAGE	CCT	LUMINOUS FLUX
246784	LED line Panel Easy Fix 6W 4000K 470lm square	6W	4000K	470
246777	LED line Panel Easy Fix 6W 2700K 450lm square	6W	2700K	450

ENERGY
LED line®
246890

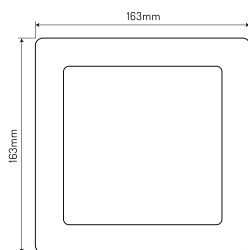
A
B
C
D
E
F
G

E

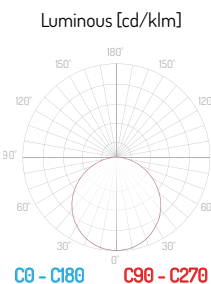
12
kWh/1000h

2019/2015

LED line Panel Easy Fix 12W square



ADJUSTABLE BRACKET
YELLOW FREE™
flicker free
*.IES
voltage 220-260V AC
120°
IP 20
GLASS LGP
3-year warranty
30000 h L70B50
polystyren
Polamid
SMD2835




MORE DETAILS

SYMBOL	NAME	WATTAGE	CCT	LUMINOUS FLUX
246890	LED line Panel Easy Fix 12W 4000K 890lm square	12W	4000K	890
246791	LED line Panel Easy Fix 12W 2700K 850lm square	12W	2700K	850

ENERGY
LED line®
249464

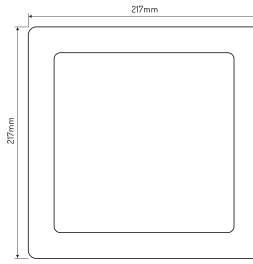
A
B
C
D
E **E**
F
G

18
kWh/1000h



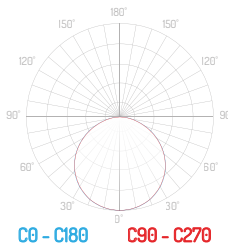
2019/2015

LED line Panel Easy Fix 18W square



ADJUSTABLE BRACKET	YELLOW FREE™	flicker free	*.IES	voltage 220-260V AC	120°	IP 20
GLASS LGP		3-year warranty	30000h L70B50	polystyren	Pollamid	SMD2835

Luminous [cd/klm]




MORE DETAILS

SYMBOL	NAME	WATTAGE	CCT	LUMINOUS FLUX
249464	LED line Panel Easy Fix 18W 4000K 1450lm square	18W	4000K	1450
249457	LED line Panel Easy Fix 18W 2700K 1300lm square	18W	2700K	1300

ENERGY
LED line®
249488

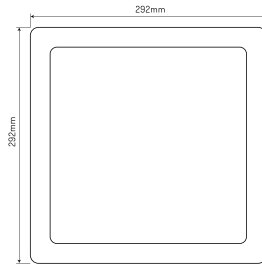
A
B
C
D
E **E**
F
G

24
kWh/1000h



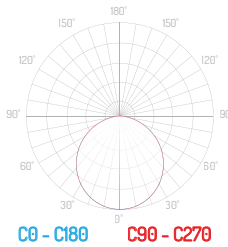
2019/2015

LED line Panel Easy Fix 24W square



ADJUSTABLE BRACKET	YELLOW FREE™	flicker free	*.IES	voltage 220-260V AC	120°	IP 20
GLASS LGP		3-year warranty	30000h L70B50	polystyren	Pollamid	SMD2835

Luminous [cd/klm]



MORE DETAILS

SYMBOL	NAME	WATTAGE	CCT	LUMINOUS FLUX
249488	LED line Panel Easy Fix 24W 4000K 2300lm square	24W	4000K	2300
249471	LED line Panel Easy Fix 24W 2700K 2150lm square	24W	2700K	2150

LED line



LED BULBS




LED BULBS
CERAMIC

ENERGY
LED line®
247583

A
B
C
D
E
F
G

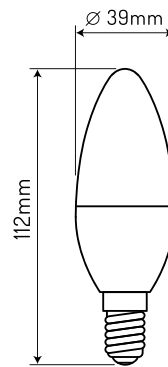
F

7
kWh/1000h



2019/2015

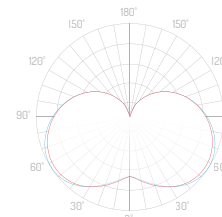
LED line E14 7W 630lm 170-250V C37



GOOD HEAT DISSIPATION
flicker free
3-year warranty
230°
szkło

Ceramika
SMD2835
30000h
L70B50
ON OFF
50000

Luminous [cd/klm]



MORE DETAILS

C0 - C180 C90 - C270


SYMBOL	NAME	WATTAGE	CCT	LUMINOUS FLUX	SHAPE	TYPE	MATERIAL
247583	LED line E14 7W 4000K 630lm 170-250V C37	7W	4000K	630	C37	E14	ceramic
247576	LED line E14 7W 2700K 630lm 170-250V C37	7W	2700K	630	C37	E14	ceramic

ENERGY
LED line®
248627

A
B
C
D
E
F
G

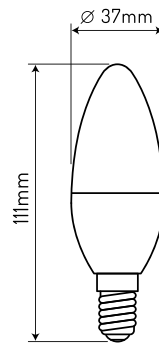
E

9
kWh/1000h



2019/2015

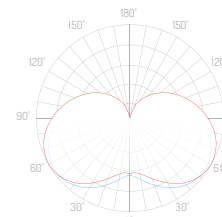
LED line E14 9W 992lm 170-250V C37



GOOD HEAT DISSIPATION
flicker free
3-year warranty
230°
szkło

Ceramika
SMD2835
30000h
L70B50
ON OFF
50000

Luminous [cd/klm]



MORE DETAILS

C0 - C180 C90 - C270

SYMBOL	NAME	WATTAGE	CCT	LUMINOUS FLUX	SHAPE	TYPE	DIMM	MATERIAL
248627	LED line E14 9W 4000k 992lm 170-250V C37	9W	4000K	992	C37	E14	NO	ceramic
470249	LED line E14 9W 4000K 992lm 170-250V C37 DIM	9W	4000K	992	C37	E14	TRIAC	ceramic
248610	LED line E14 9W 2700K 992lm 170-250V C37	9W	2700K	992	C37	E14	NO	ceramic
470232	LED line E14 9W 2700K 992lm 170-250V C37 DIM	9W	2700K	992	C37	E14	TRIAC	ceramic

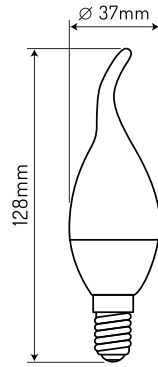
ENERGY
LED line®
247002

A
B
C
D
E
F
G

5
kWh/1000h

2019/2015

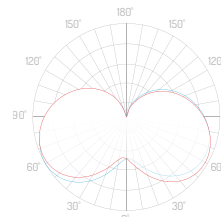
LED line E14 5W 425lm 170-250V F37



GOOD 5 HEAT DISSIPATION
flicker free
3-year warranty
230°
szkło

Ceramika
SMD2835
30000h L70B50
ON OFF
50000

Luminous [cd/klm]



MORE DETAILS

SYMBOL	NAME	WATTAGE	CCT	LUMINOUS FLUX	SHAPE	TYPE	MATERIAL
247002	LED line E14 5W 4000K 425lm 170-250V F37	5W	4000K	425	F37	E14	ceramic
242618	LED line E14 5W 2700K 425lm 170-250V F37	5W	2700K	425	F37	E14	ceramic

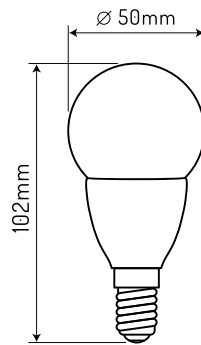
ENERGY
LED line®
470201

A
B
C
D
E
F
G

7
kWh/1000h

2019/2015


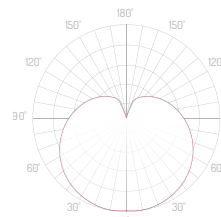
LED line E14 7W 630lm 170-250V G50



GOOD 5 HEAT DISSIPATION
flicker free
3-year warranty
230°
szkło

Ceramika
SMD2835
30000h L70B50
ON OFF
50000

Luminous [cd/klm]



MORE DETAILS

SYMBOL	NAME	WATTAGE	CCT	LUMINOUS FLUX	SHAPE	TYPE	MATERIAL
470201	LED line E14 7W 4000K 630lm 170-250V G50	7W	4000K	630	G50	E14	ceramic
470195	LED line E14 7W 2700K 630lm 170-250V G50	7W	2700K	630	G50	E14	ceramic

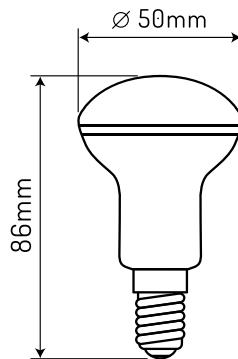
ENERGY
LED line®
247057

A
B
C
D
E
F
G

7
kWh/1000h

2019/2015

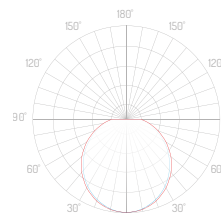
LED line E14 7W 630lm 170-250V R50



GOOD 5 HEAT DISSIPATION
flicker free
3-year warranty
230°
szkło

Ceramika
SMD2835
30000h L70B50
ON OFF
50000

Luminous [cd/klm]



MORE DETAILS

SYMBOL	NAME	WATTAGE	CCT	LUMINOUS FLUX	SHAPE	TYPE	MATERIAL
247057	LED line E14 7W 4000K 630lm 170-250V R50	7W	4000K	630	R50	E14	ceramic
243295	LED line E14 7W 2700K 630lm 170-250V R50	7W	2700K	630	R50	E14	ceramic

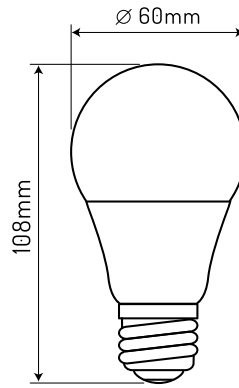
ENERGY
LED line®
241703

A
B
C
D
E
F
G

8
kWh/1000h

2019/2015

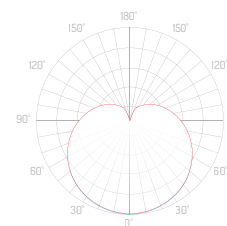
LED line E27 8W 800lm 170-250V A60



GOOD HEAT DISSIPATION
flicker free
3-year warranty
230°
szkło

Ceramika
SMD2835
30000h
L70B50
ON OFF
50000

Luminous [cd/klm]



MORE DETAILS

C0 - C180 C90 - C270

SYMBOL	NAME	WATTAGE	CCT	LUMINOUS FLUX	SHAPE	TYPE	MATERIAL
241703	LED line E27 8W 4000K 800lm 170-250V A60	8W	4000K	800	A60	E27	ceramic
241697	LED line E27 8W 2700K 800lm 170-250V A60	8W	2700K	800	A60	E27	ceramic

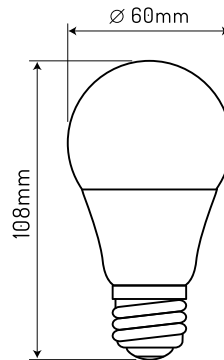
ENERGY
LED line®
241727

A
B
C
D
E
F
G

10
kWh/1000h

2019/2015

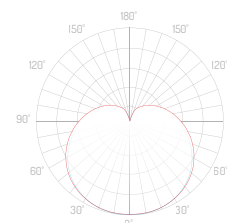
LED line E27 10W 1000lm 170-250V A60



GOOD HEAT DISSIPATION
flicker free
3-year warranty
230°
szkło

Ceramika
SMD2835
30000h
L70B50
ON OFF
50000

Luminous [cd/klm]



MORE DETAILS

C0 - C180 C90 - C270

SYMBOL	NAME	WATTAGE	CCT	LUMINOUS FLUX	SHAPE	TYPE	MATERIAL
241727	LED line E27 10W 4000K 1000lm 170-250V A60	10W	4000K	1000	A60	E27	ceramic
241710	LED line E27 10W 2700K 1000lm 170-250V A60	10W	2700K	1000	A60	E27	ceramic

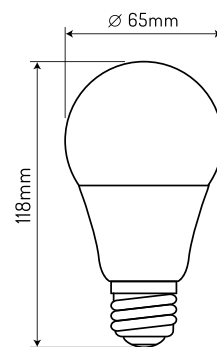
ENERGY
LED line®
241772

A
B
C
D
E
F
G

13
kWh/1000h

2019/2015

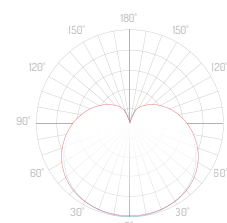
LED line E27 13W 1300lm 170-250V A65



GOOD HEAT DISSIPATION
flicker free
3-year warranty
230°
szkło

Ceramika
SMD2835
30000h
L70B50
ON OFF
50000

Luminous [cd/klm]



MORE DETAILS

C0 - C180 C90 - C270

SYMBOL	NAME	WATTAGE	CCT	LUMINOUS FLUX	SHAPE	TYPE	DIMM	MATERIAL
241772	LED line E27 13W 4000K 1300lm 170-250V A65	13W	4000K	1300	A65	E27	NO	ceramic
470263	LED line E27 13W 4000K 1300lm 170-250V A65 DIM	13W	4000K	1300	A65	E27	TRIAC	ceramic
241734	LED line E27 13W 2700K 1300lm 170-250V A65	13W	2700K	1300	A65	E27	NO	ceramic
470256	LED line E27 13W 2700K 1300lm 170-250V A65 DIM	13W	2700K	1300	A65	E27	TRIAC	ceramic

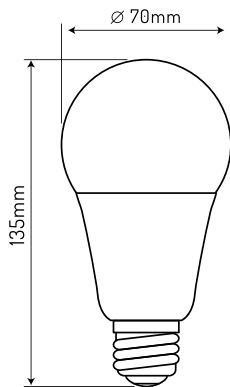
ENERGY
LED line®
241840

A
B
C
D
E
F
G

18
kWh/1000h

2019/2015

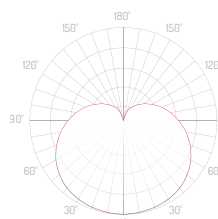
LED line E27 18W 1850lm 170-250V A70



GOOD 5 HEAT DISSIPATION
flicker free
3-year warranty
230°
szkło

Ceramika
SMD2835
30000h L70B50
ON OFF
50000

Luminous [cd/klm]



MORE DETAILS

C0 - C180 C90 - C270

SYMBOL	NAME	WATTAGE	CCT	LUMINOUS FLUX	SHAPE	TYPE	MATERIAL
241840	LED line E27 18W 4000K 1850lm 170-250V A70	18W	4000K	1850	A70	E27	ceramic
241833	LED line E27 18W 2700K 1850lm 170-250V A70	18W	2700K	1850	A70	E27	ceramic

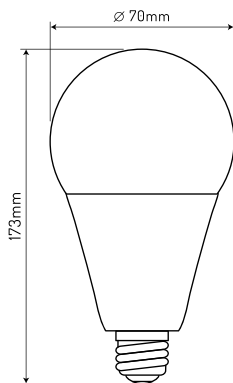
ENERGY
LED line®
243257

A
B
C
D
E
F
G

25
kWh/1000h

2019/2015

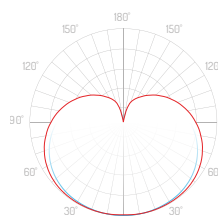
LED line E27 25W 2600lm 170-250V A95



GOOD 5 HEAT DISSIPATION
flicker free
3-year warranty
230°
szkło

Ceramika
SMD2835
30000h L70B50
ON OFF
50000

Luminous [cd/klm]



MORE DETAILS

C0 - C180 C90 - C270

SYMBOL	NAME	WATTAGE	CCT	LUMINOUS FLUX	SHAPE	TYPE	MATERIAL
243257	LED line E27 25W 4000K 2600lm 170-250V A95	25W	4000K	2600	A70	E27	ceramic
242403	LED line E27 25W 2700K 2600lm 170-250V A95	25W	2700K	2600	A70	E27	ceramic

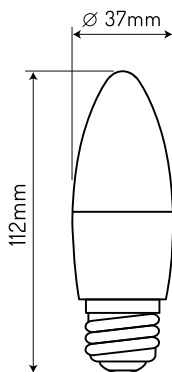
ENERGY
LED line®
249211

A
B
C
D
E
F
G

7
kWh/1000h

2019/2015

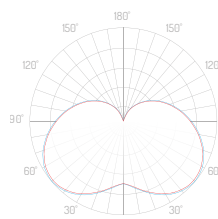
LED line E27 7W 630lm 170-250V C37



GOOD 5 HEAT DISSIPATION
flicker free
3-year warranty
230°
szkło

Ceramika
SMD2835
30000h L70B50
ON OFF
50000

Luminous [cd/klm]



MORE DETAILS

C0 - C180 C90 - C270

SYMBOL	NAME	WATTAGE	CCT	LUMINOUS FLUX	SHAPE	TYPE	MATERIAL
249211	LED line E27 7W 4000K 630lm 170-250V C37	7W	4000K	630	C37	E27	ceramic
249204	LED line E27 7W 2700K 630lm 170-250V C37	7W	2700K	630	C37	E27	ceramic

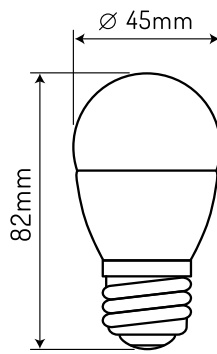
ENERGY
LED line®
247606

A
B
C
D
E
F
G

7
kWh/1000h

2019/2015

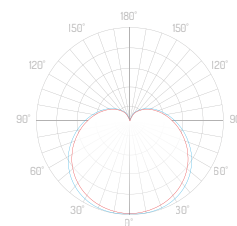
LED line E27 7W 630lm 170-250V G45



GOOD 5 HEAT DISSIPATION
flicker free
3-year warranty
230°
szkło

Ceramika
SMD2835
30000h
L70B50
ON OFF
50000

Luminous [cd/klm]



MORE DETAILS

C0 - C180 C90 - C270

SYMBOL	NAME	WATTAGE	CCT	LUMINOUS FLUX	SHAPE	TYPE	MATERIAL
247606	LED line E27 7W 4000K 630lm 170-250V G45	7W	4000K	630	G45	E27	ceramic
247590	LED line E27 7W 2700K 630lm 170-250V G45	7W	2700K	630	G45	E27	ceramic

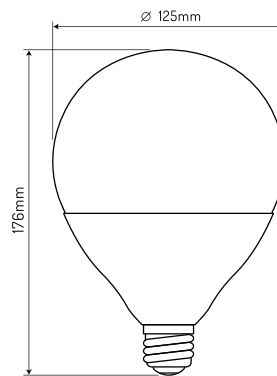
ENERGY
LED line®
244247

A
B
C
D
E
F
G

35
kWh/1000h

2019/2015

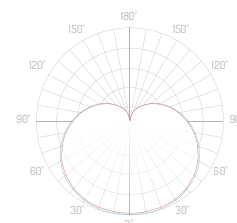
LED line E27 35W 3750lm 170-250V G125



GOOD 5 HEAT DISSIPATION
flicker free
3-year warranty
230°
szkło

Ceramika
SMD2835
30000h
L70B50
ON OFF
50000

Luminous [cd/klm]



MORE DETAILS

C0 - C180 C90 - C270

SYMBOL	NAME	WATTAGE	CCT	LUMINOUS FLUX	SHAPE	TYPE	MATERIAL
244247	LED line E27 35W 4000K 3750lm 170-250V G125	35W	4000K	3750	G125	E27	ceramic
243264	LED line E27 35W 2700K 3750lm 170-250V G125	35W	2700K	3750	G125	E27	ceramic

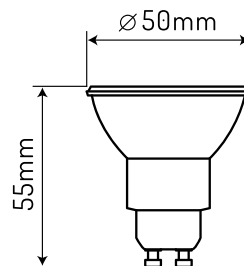
ENERGY
LED line®
247620

A
B
C
D
E
F
G

7
kWh/1000h

2019/2015

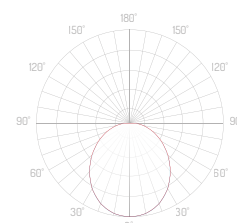
LED line GU10 7W 630lm 170-250V



voltage 220-260V AC
GU10
GOOD 5 HEAT DISSIPATION
flicker free
3-year warranty

SMD2835
30000h
L70B50
ON OFF
50000
219 mm

Luminous [cd/klm]



MORE DETAILS

C0 - C180 C90 - C270

SYMBOL	NAME	WATTAGE	CCT	LUMINOUS FLUX	BEAM ANGLE	TYPE	MATERIAL
247620	LED line GU10 7W 4000K 630lm 170-250V	7W	4000K	630	120°	GU10	ceramic
247613	LED line GU10 7W 2700K 630lm 170-250V	7W	2700K	630	120°	GU10	ceramic
240737	LED line GU10 7W 6500K 630lm 170-250V	7W	6500K	630	120°	GU10	ceramic

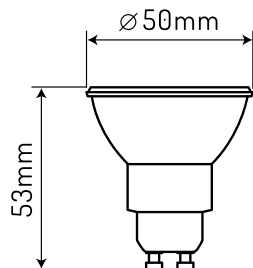
ENERGY
LED line®
470300

A
B
C
D
E
F
G **G**

8
kWh/1000h

2019/2015

LED line GU10 8W 170-250V COB



voltage 220-260V AC

GU10

GOOD HEAT DISSSIPATION

flicker free

3-year warranty

SMD2835

30000h L70B50

ON OFF 50000

219 mm



MORE DETAILS

SYMBOL	NAME	WATTAGE	CCT	LUMINOUS FLUX	BEAM ANGLE	TYPE	MATERIAL
470300	LED line GU10 8W 4000K 640lm 170-250V COB 24°	8W	4000K	640	24°	GU10	ceramic
470287	LED line GU10 8W 4000K 500lm 170-250V COB 12°	8W	2700K	500	12°	GU10	ceramic
470294	LED line GU10 8W 2700K 640lm 170-250V COB 24°	8W	4000K	640	24°	GU10	ceramic
470270	LED line GU10 8W 2700K 500lm 170-250V COB 12°	8W	2700K	500	12°	GU10	ceramic

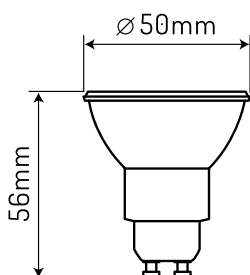
ENERGY
LED line®
248597

A
B
C
D
E
F **F**
G

10
kWh/1000h

2019/2015

LED line GU10 10W 1000lm 170-250V



voltage 220-260V AC

GU10

GOOD HEAT DISSSIPATION

flicker free

3-year warranty

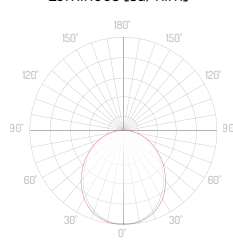
SMD2835

30000h L70B50

ON OFF 50000

219 mm

Luminous [cd/klm]



MORE DETAILS

SYMBOL	NAME	WATTAGE	CCT	LUMINOUS FLUX	BEAM ANGLE	TYPE	DIMM	MATERIAL
248597	LED line GU10 10W 4000K 1000lm 170-250V	10W	4000K	1000	120°	GU10	NO	ceramic
470225	LED line GU10 10W 4000K 1000lm 170-250V DIM	10W	4000K	1000	120°	GU10	TRIAC	ceramic
248580	LED line GU10 10W 2700K 1000lm 170-250V	10W	2700K	1000	120°	GU10	NO	ceramic
470218	LED line GU10 10W 2700K 1000lm 170-250V DIM	10W	2700K	1000	120°	GU10	TRIAC	ceramic
248603	LED line GU10 10W 6500K 1000lm 170-250V	10W	6500K	1000	120°	GU10	NO	ceramic

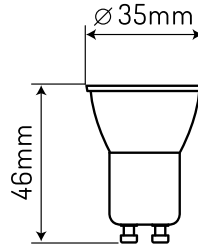
ENERGY
LED line®
248115

A
B
C
D
E
F
G

3
kWh/1000h

2019/2015

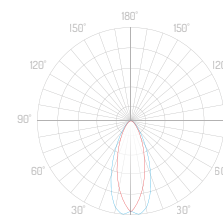
LED line GU11 3W 255lm 170-250V 38°



GOOD HEAT DISSIPATION
NARROW BEAM ANGLE
flicker free
*.IES
3-year warranty
voltage 170-250V AC
38°

Ceramika
SMD2835
30000h L70B50
PF 0,5
ON OFF
50000
35 mm

Luminous [cd/klm]



MORE DETAILS

C0 - C180 C90 - C270

SYMBOL	NAME	WATTAGE	CCT	LUMINOUS FLUX	BEAM ANGLE	TYPE	MATERIAL
248115	LED line GU11 3W 4000K 255lm 170-250V 38°	3W	4000K	255	38°	GU11	ceramic
248108	LED line GU11 3W 2700K 255lm 170-250V 38°	3W	2700K	255	38°	GU11	ceramic
248122	LED line GU11 3W 6000K 255lm 170-250V 38°	3W	6500K	255	38°	GU11	ceramic

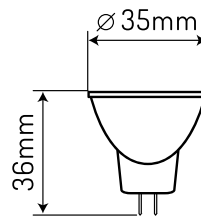
ENERGY
LED line®
248146

A
B
C
D
E
F
G

3
kWh/1000h

2019/2015

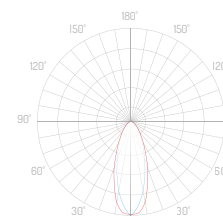
LED line MR11 3W 255lm 10-14V AC/DC 38°



GOOD HEAT DISSIPATION
NARROW BEAM ANGLE
flicker free
*.IES
3-year warranty
voltage 170-250V AC
38°

Ceramika
SMD2835
30000h L70B50
PF 0,5
ON OFF
50000
35 mm

Luminous [cd/klm]



MORE DETAILS

C0 - C180 C90 - C270

SYMBOL	NAME	WATTAGE	CCT	LUMINOUS FLUX	BEAM ANGLE	TYPE	MATERIAL
248146	LED line MR11 3W 4000K 255lm 10-14V AC/DC 38°	3W	4000K	255	38°	MR11	ceramic
248139	LED line MR11 3W 2700K 255lm 10-14V AC/DC 38°	3W	2700K	255	38°	MR11	ceramic
248153	LED line MR11 3W 6000K 255lm 10-14V AC/DC 38°	3W	6500K	255	38°	MR11	ceramic

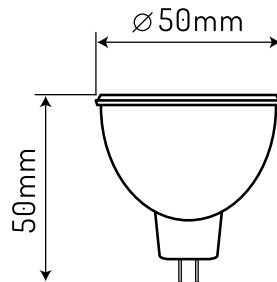
ENERGY
LED line®
247644

A
B
C
D
E
F
G

7
kWh/1000h

2019/2015

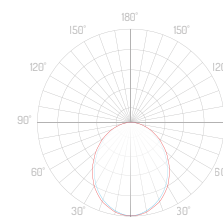
LED line MR16 7W 595lm 10-18V AC/DC



flicker free
*.IES
SAFE
ON OFF
50000

50 mm
3-year warranty
SMD2835

Luminous [cd/klm]



MORE DETAILS

C0 - C180 C90 - C270

SYMBOL	NAME	WATTAGE	CCT	LUMINOUS FLUX	BEAM ANGLE	TYPE	MATERIAL
247644	LED line MR16 7W 4000K 595lm 10-18V AC/DC	7W	4000K	595	120°	MR16	ceramic
247637	LED line MR16 7W 2700K 595lm 10-18V AC/DC	7W	2700K	595	120°	MR16	ceramic

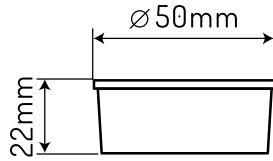
ENERGY
LED line®
247293

A
B
C
D
E
F
G

5
kWh/1000h

2019/2015

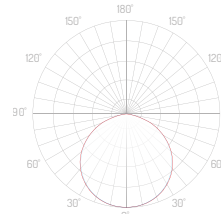
LED line SMD 5W 400lm 220-260V 50mm



GOOD HEAT DISSIPATION
3-year warranty
voltage 220-260V AC
110°

Silko
SMD2835
ON OFF
50000
30000h
L70B50

Luminous [cd/klm]



MORE DETAILS

C0 - C180 C90 - C270

SYMBOL	NAME	WATTAGE	CCT	LUMINOUS FLUX	BEAM ANGLE	DIMM	MATERIAL
247293	LED line SMD 5W 4000K 400lm 220-260V 50mm	5W	4000K	400	110°	NO	ceramic
470737	LED line SMD 5W 4000K 400lm 220-260V 50mm DIM	5W	4000K	400	110°	TRIAC	ceramic
247286	LED line SMD 5W 2700K 400lm 220-260V 50mm	5W	2700K	400	110°	NO	ceramic
470720	LED line SMD 5W 2700K 400lm 220-260V 50mm DIM	5W	2700K	400	110°	TRIAC	ceramic
470560	LED line SMD 5W 6500K 400lm 220-260V 50mm	5W	6500K	400	110°	NO	ceramic
470744	LED line SMD 5W 6500K 400lm 220-260V 50mm DIM	5W	6500K	400	110°	TRIAC	ceramic

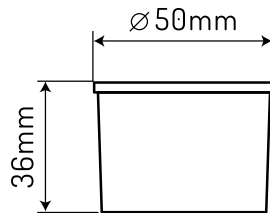
ENERGY
LED line®
248290

A
B
C
D
E
F
G

7
kWh/1000h

2019/2015

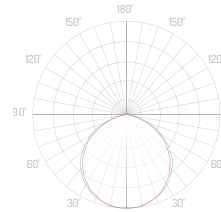
LED line SMD 7W 550lm 220-260V 50mm SD



GOOD HEAT DISSIPATION
3-year warranty
voltage 220-260V AC
110°

Silko
SMD2835
ON OFF
50000
30000h
L70B50

Luminous [cd/klm]



MORE DETAILS

C0 - C180 C90 - C270

SYMBOL	NAME	WATTAGE	CCT	LUMINOUS FLUX	BEAM ANGLE	DIMM	MATERIAL
248290	LED line SMD 7W 4000K 550lm 220-260V 50mm SD	7W	4000K	550	110°	3-STEP	ceramic
248283	LED line SMD 7W 2700K 550lm 220-260V 50mm SD	7W	2700K	550	110°	3-STEP	ceramic

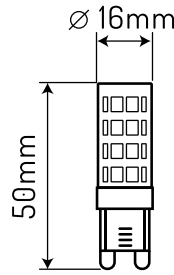
ENERGY
LED line®
245534

A
B
C
D
E
F
G

4
kWh/1000h

2019/2015

LED line G9 4W 350lm 220-240V



GOOD 3 HEAT DISSIPATION

3-year warranty

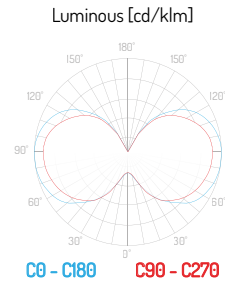
voltage 220-240V AC

Ceramica

SMD2835

ON OFF 50000

30000h L70B50



MORE DETAILS

SYMBOL	NAME	WATTAGE	CCT	LUMINOUS FLUX	BEAM ANGLE	TYPE	MATERIAL
245534	LED line G9 4W 4000K 350lm 220-240V	4W	4000K	350	120°	G9	ceramic
245480	LED line G9 4W 2700K 350lm 220-240V	4W	2700K	350	120°	G9	ceramic
245541	LED line G9 4W 6000K 350lm 220-240V	4W	6000K	350	120°	G9	ceramic

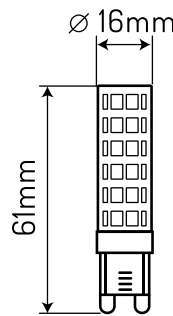
ENERGY
LED line®
245954

A
B
C
D
E
F
G

6
kWh/1000h

2019/2015

LED line G9 6W 550lm 220-240V



GOOD 3 HEAT DISSIPATION

3-year warranty

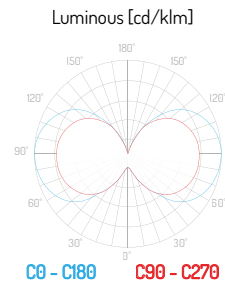
voltage 220-240V AC

Ceramica

SMD2835

ON OFF 50000

30000h L70B50



MORE DETAILS

SYMBOL	NAME	WATTAGE	CCT	LUMINOUS FLUX	BEAM ANGLE	TYPE	MATERIAL
245954	LED line G9 6W 4000K 550lm 220-240V	6W	4000K	550	120°	G9	ceramic
245947	LED line G9 6W 2700K 550lm 220-240V	6W	2700K	550	120°	G9	ceramic
245961	LED line G9 6W 6000K 550lm 220-240V	6W	6000K	550	120°	G9	ceramic

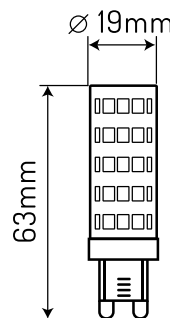
ENERGY
LED line®
247910

A
B
C
D
E
F
G

8
kWh/1000h

2019/2015

LED line G9 8W 750lm 220-240V



GOOD 3 HEAT DISSIPATION

3-year warranty

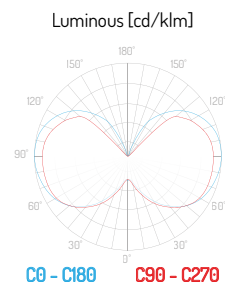
voltage 220-240V AC

Ceramica

SMD2835

ON OFF 50000

30000h L70B50



MORE DETAILS

SYMBOL	NAME	WATTAGE	CCT	LUMINOUS FLUX	BEAM ANGLE	TYPE	MATERIAL
247910	LED line G9 8W 4000K 750lm 220-240V	8W	4000K	750	120°	G9	ceramic
247903	LED line G9 8W 2700K 750lm 220-240V	8W	2700K	750	120°	G9	ceramic
247927	LED line G9 8W 6000K 750lm 220-240V	8W	6000K	750	120°	G9	ceramic

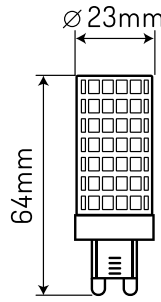
ENERGY
LED line®
248917

A
B
C
D
E
F
G

12
kWh/1000h


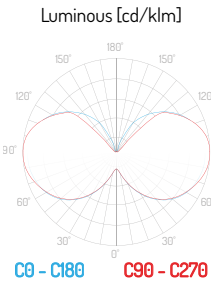
2019/2015

LED line G9 12W 1160lm 220-240V



GOOD HEAT DISSIPATION
3-year warranty
voltage 220-240V AC
Ceramika

SMD2835
ON/OFF
30000 h
L70B50



MORE DETAILS

SYMBOL	NAME	WATTAGE	CCT	LUMINOUS FLUX	BEAM ANGLE	TYPE	MATERIAL
248917	LED line G9 12W 4000K 1160lm 220-240V	12W	4000K	1160	120°	G9	ceramic
248900	LED line G9 12W 2700K 1160lm 220-240V	12W	2700K	1160	120°	G9	ceramic
248924	LED line G9 12W 6000K 1160lm 220-240V	12W	6000K	1160	120°	G9	ceramic

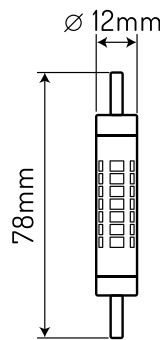
ENERGY
LED line®
248962

A
B
C
D
E
F
G
G

6
kWh/1000h

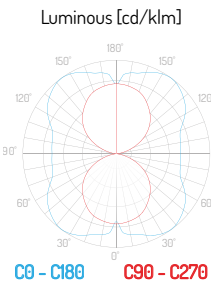
2019/2015

LED line R7s 6W 500lm 220-240V 78mm mini



GOOD HEAT DISSIPATION
flicker free
3-year warranty
voltage 220-240V AC
Ceramika

SMD2835
30000 h
L70B50
PF 0,5
ON/OFF
50000
szklo



MORE DETAILS

SYMBOL	NAME	WATTAGE	CCT	LUMINOUS FLUX	BEAM ANGLE	TYPE	MATERIAL
248962	LED line R7s 6W 4000K 500lm 220-240V 78mm mini	6W	4000K	500	360°	R7s	ceramic
248955	LED line R7s 6W 2700K 500lm 220-240V 78mm mini	6W	2700K	500	360°	R7s	ceramic



LED BULBS
GLASS

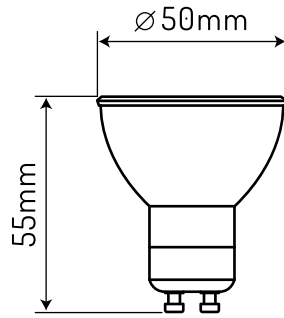
ENERGY
LED line®
248337

A
B
C
D
E
F
G

1
kWh/1000h

2019/2015


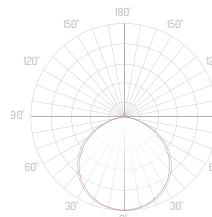
LED line GU10 1W 80lm 220-260V



3-year warranty
SAFE
voltage 220-260V AC
120°
szkło

SMD2835
30000 h L70B50
ON OFF
50000
50 mm
GU10

Luminous [cd/klm]

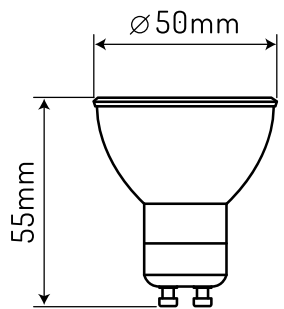


MORE DETAILS

C0 - C180 C90 - C270

SYMBOL	NAME	WATTAGE	CCT	LUMINOUS FLUX	BEAM ANGLE	TYPE	MATERIAL
248337	LED line GU10 1W 4000K 80lm 220-260V	1W	4000K	80	120°	GU10	glass
242250	LED line GU10 1W 2700K 80lm 220-260V	1W	2700K	80	120°	GU10	glass
242267	LED line GU10 1W 6500K 80lm 220-260V	1W	6500K	80	120°	GU10	glass

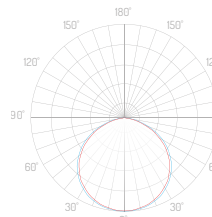
LED line GU10 1W 20lm 220-260V



7 colours
SAFE
3-year warranty
voltage 220-260V AC
120°
szkło

Szkło
SMD2835
30000 h L70B50
ON OFF
50000
50 mm
GU10

Luminous [cd/klm]



MORE DETAILS

C0 - C180 C90 - C270

SYMBOL	NAME	WATTAGE	WAVELENGTH	COLOUR	BEAM ANGLE	TYPE	MATERIAL
242274	LED line GU10 1W 20lm 220-260V red	1W	620	RED	120°	GU10	glass
242298	LED line GU10 1W 20lm 220-260V green	1W	520	GREEN	120°	GU10	glass
242281	LED line GU10 1W 20lm 220-260V blue	1W	465	BLUE	120°	GU10	glass
242304	LED line GU10 1W 20lm 220-260V yellow	1W	590	YELLOW	120°	GU10	glass

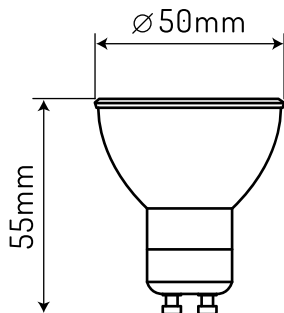
ENERGY
LED line®
241918

A
B
C
D
E
F
G

3
kWh/1000h

2019/2015

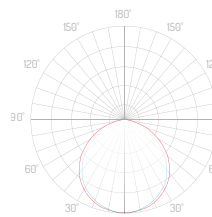
LED line GU10 3W 273lm 220-260V 120°



GU10
voltage 220-260V AC
*.IES
SAFE
3-year warranty

SMD2835
30000 h L70B50
ON OFF
50000
50 mm

Luminous [cd/klm]



MORE DETAILS

C0 - C180 C90 - C270

SYMBOL	NAME	WATTAGE	CCT	LUMINOUS FLUX	BEAM ANGLE	TYPE	MATERIAL
241918	LED line GU10 3W 4000K 273lm 220-260V 120°	3W	4000K	273	120°	GU10	glass
241901	LED line GU10 3W 2700K 273lm 220-260V 120°	3W	2700K	273	120°	GU10	glass
241925	LED line GU10 3W 6500K 273lm 220-260V 120°	3W	6500K	273	120°	GU10	glass

ENERGY
LED line®
247828

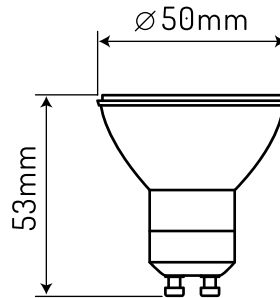
A
B
C
D
E
F
G

F

3 kWh/1000h

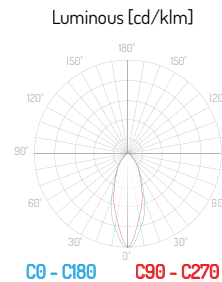
2019/2015

LED line GU10 3W 273lm 220-260V 36°



GU10 voltage 220-260V AC * IES SAFE 3-year warranty

SMD2835 30000h L70B50 ON OFF 50000 50 mm



MORE DETAILS

SYMBOL	NAME	WATTAGE	CCT	LUMINOUS FLUX	BEAM ANGLE	TYPE	MATERIAL
247828	LED line GU10 3W 4000K 273lm 220-260V 36°	3W	4000K	273	36°	GU10	glass
247835	LED line GU10 3W 2700K 273lm 220-260V 36°	3W	2700K	273	36°	GU10	glass
247811	LED line GU10 3W 6500K 273lm 220-260V 36°	3W	6500K	273	36°	GU10	glass

ENERGY
LED line®
241970

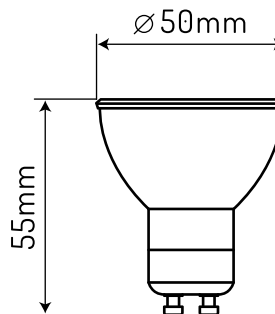
A
B
C
D
E
F
G

F

5 kWh/1000h

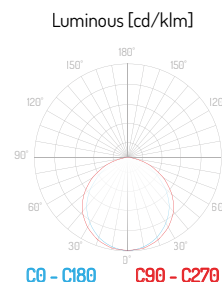
2019/2015

LED line GU10 5W 450lm 220-260V 120°



GU10 voltage 220-260V AC * IES SAFE 3-year warranty

SMD2835 30000h L70B50 ON OFF 50000 50 mm



MORE DETAILS

SYMBOL	NAME	WATTAGE	CCT	LUMINOUS FLUX	BEAM ANGLE	TYPE	MATERIAL
241970	LED line GU10 5W 4000K 450lm 220-260V 120°	5W	4000K	450	120°	GU10	glass
241963	LED line GU10 5W 2700K 450lm 220-260V 120°	5W	2700K	450	120°	GU10	glass
241987	LED line GU10 5W 6500K 450lm 220-260V 120°	5W	6500K	450	120°	GU10	glass

ENERGY
LED line®
248313

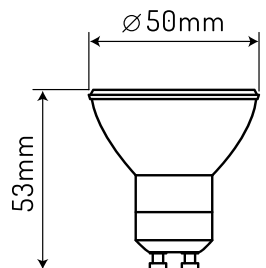
A
B
C
D
E
F
G

G

5 kWh/1000h

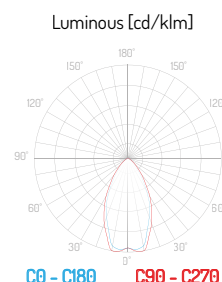
2019/2015

LED line GU10 5W 410lm 220-260V 50°



GU10 voltage 220-260V AC * IES SAFE 3-year warranty

SMD2835 30000h L70B50 ON OFF 50000 50 mm



MORE DETAILS

SYMBOL	NAME	WATTAGE	CCT	LUMINOUS FLUX	BEAM ANGLE	TYPE	MATERIAL
248313	LED line GU10 5W 4000K 410lm 220-260V 50°	5W	4000K	410	50°	GU10	glass
248306	LED line GU10 5W 2700K 410lm 220-260V 50°	5W	2700K	410	50°	GU10	glass
248320	LED line GU10 5W 6500K 410lm 220-260V 50°	5W	6500K	410	50°	GU10	glass

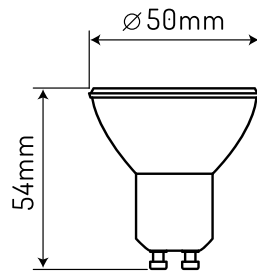
ENERGY
LED line®
240638

A
B
C
D
E
F
G

6
kWh/1000h

2019/2015

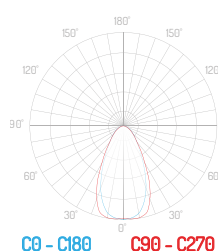
**LED line GU10 5,5W
550lm 220-240V DIM**



GU10 voltage 220-260V AC NARROW BEAM ANGLE *IES SAFE 3-year warranty

DIMMABLE 60° SMD2835 30000h L70B50 ON OFF 50000 50 mm

Luminous [cd/klm]



MORE DETAILS

SYMBOL	NAME	WATTAGE	CCT	LUMINOUS FLUX	BEAM ANGLE	TYPE	DIMM	MATERIAL
240638	LED line GU10 5,5W 4000K 550lm 220-240V DIM	5,5W	4000K	550	60°	GU10	TRIAC	glass
240621	LED line GU10 5,5W 2700K 500lm 220-240V DIM	5,5W	2700K	550	60°	GU10	TRIAC	glass

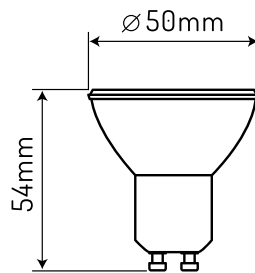
ENERGY
LED line®
248948

A
B
C
D
E
F
G

6
kWh/1000h

2019/2015


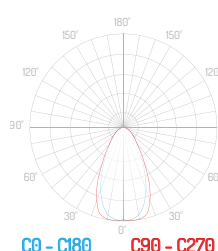
**LED line GU10 5,5W 2200-3000K
345lm 220-240V**



GU10 voltage 220-260V AC NARROW BEAM ANGLE *IES SAFE 3-year warranty

DIMMABLE 60° SMD2835 30000h L70B50 ON OFF 50000 50 mm

Luminous [cd/klm]



MORE DETAILS

SYMBOL	NAME	WATTAGE	CCT	LUMINOUS FLUX	BEAM ANGLE	TYPE	DIMM	MATERIAL
248948	LED line GU10 5,5W 2200-3000K 345lm 220-240V	5,5W	2200-3000K	345	60°	GU10	TRIAC	glass

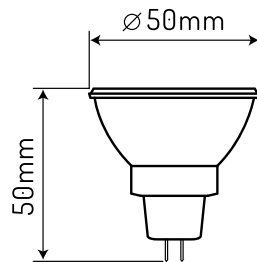
ENERGY
LED line®
247798

A
B
C
D
E
F
G

3
kWh/1000h

2019/2015

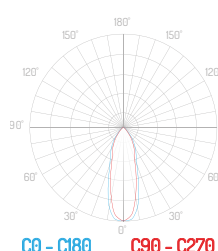
**LED line MR16 3W 273lm
10-14V AC/DC 36°**



NARROW BEAM ANGLE flicker free *IES SAFE 36° voltage 10-14 AC/DC Szko

SMD2835 3-year warranty 30000h L70B50 PF 0,4 ON OFF 50000 50 mm

Luminous [cd/klm]

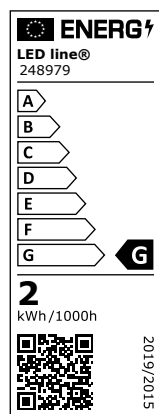


MORE DETAILS

SYMBOL	NAME	WATTAGE	CCT	LUMINOUS FLUX	BEAM ANGLE	TYPE	MATERIAL
247798	LED line MR16 3W 4000K 273lm 10-14V AC/DC 36°	3W	4000K	273	36°	MR16	glass
247804	LED line MR16 3W 2700K 273lm 10-14V AC/DC 36°	3W	2700K	273	36°	MR16	glass
247781	LED line MR16 3W 6500K 273lm 10-14V AC/DC 36°	3W	6500K	273	36°	MR16	glass

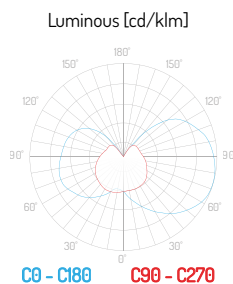
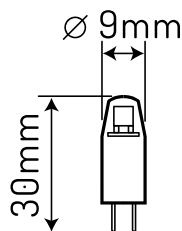


LED BULBS
VARIOUS



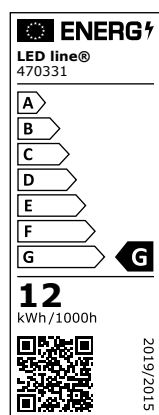
LED line G4 COB 1,5W 120lm 12V AC/DC

3-year warranty



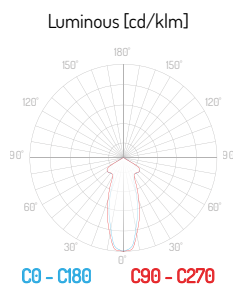
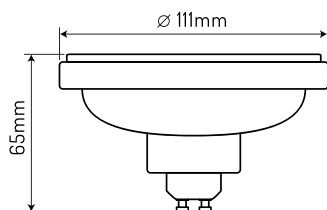
MORE DETAILS

SYMBOL	NAME	WATTAGE	CCT	LUMINOUS FLUX	BEAM ANGLE	TYPE	MATERIAL
248979	LED line G4 COB 1,5W 2700K 120lm 12V AC/DC	1,5W	2700K	120	360°	G4	silicon
248986	LED line G4 COB 1,5W 6000K 120lm 12V AC/DC	1,5W	6000K	120	360°	G4	silicon



LED line ES111 12W 1080lm 230V AC 45°

3-year warranty



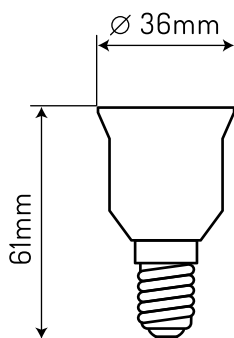
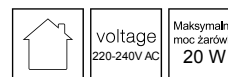
MORE DETAILS

SYMBOL	NAME	WATTAGE	CCT	LUMINOUS FLUX	BEAM ANGLE	TYPE	MATERIAL
470331	LED line ES111 12W 4000K 1080lm 230V AC 45°	12W	4000K	1080	45°	GU10	PC
470324	LED line ES111 12W 2700K 1080lm 230V AC 45°	12W	2700K	1080	45°	GU10	PC



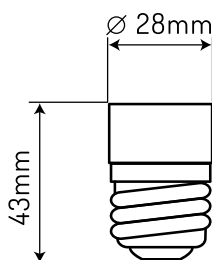
LED BULBS
ACCESSORIES

LED line Bulb adapter E14


[MORE DETAILS](#)


SYMBOL	NAME	TYPE	SHAPE
242052	LED line Bulb adapter E14->E27	E14	E27
242069	LED line Bulb adapter E14->GU10	E14	GU10
246173	LED line Bulb adapter E14->MR16	E14	MR16
246166	LED line Bulb adapter E14->G9	E14	G9

LED line Bulb adapter E27


[MORE DETAILS](#)

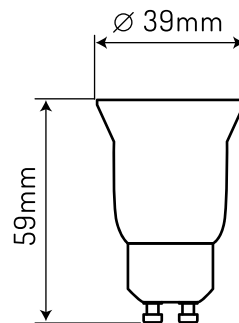
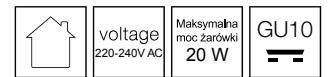
SYMBOL	NAME	TYPE	SHAPE
242076	LED line Bulb adapter E27->E14	E27	E14
242090	LED line Bulb adapter E27->GU10	E27	GU10
246210	LED line Bulb adapter E27->MR16	E27	MR16
246241	LED line Bulb adapter E27->E40	E27	E40
246227	LED line Bulb adapter E27->G9	E27	G9
246265	LED line Bulb adapter E27->B22	E27	B22
242083	LED line Bulb adapter E27->2xE27	E27	2xE27

LED line Extension of bulb mounting E27


[MORE DETAILS](#)


SYMBOL	NAME	TYPE	SHAPE	EXTENSION LENGTH
242021	LED line Bulb adapter E27->E14	E27	E27	20cm
242038	LED line Bulb adapter E27->GU10	E28	E14	20cm
242045	LED line Bulb adapter E27->MR16	E29	GU10	20cm

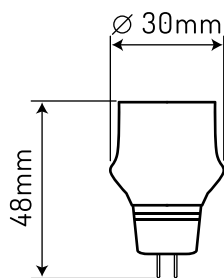
LED line Bulb adapter GU10


[MORE DETAILS](#)

SYMBOL	NAME	TYPE	SHAPE
242113	LED line Bulb adapter GU10->E27	GU10	E27
242106	LED line Bulb adapter GU10->E14	GU10	E14
246180	LED line Bulb adapter GU10->MR16	GU10	MR16
246234	LED line Bulb adapter GU10->G9	GU10	G9

LED line Bulb adapter MR16


	voltage 220-240V AC	Maksymalna moc żarówki 20 W
---	------------------------	-----------------------------------

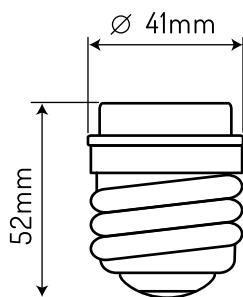


[MORE DETAILS](#)

SYMBOL	NAME	TYPE	SHAPE
246197	LED line Bulb adapter MR16->GU10	MR16	GU10

LED line Bulb adapter E40


	voltage 220-240V AC	Maksymalna moc żarówki 20 W
---	------------------------	-----------------------------------

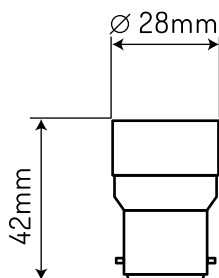


[MORE DETAILS](#)

SYMBOL	NAME	TYPE	SHAPE
246289	LED line Bulb adapter E40->E27	E40	E27

LED line Bulb adapter B22

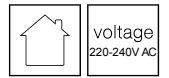
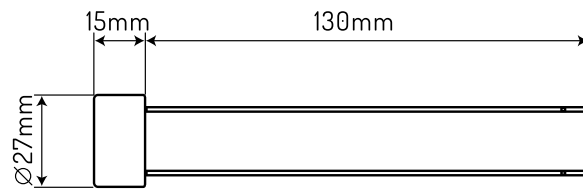
	voltage 220-240V AC	Maksymalna moc żarówki 20 W
---	------------------------	-----------------------------------



[MORE DETAILS](#)

SYMBOL	NAME	TYPE	SHAPE
246302	LED line Bulb adapter B22->E14	B22	E14
246258	LED line Bulb adapter B22->E27	B22	E27
246272	LED line Bulb adapter B22->GU10	B22	GU10
246319	LED line Bulb adapter B22->E40	B22	E40

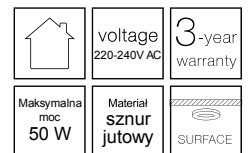
LED line Ceramic lamp holder with wire

voltage
220-240V AC

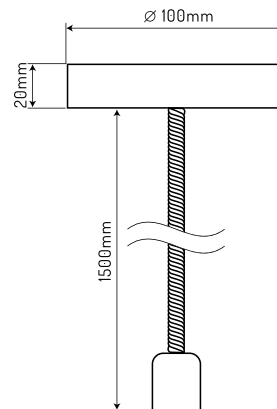
MORE DETAILS

SYMBOL	NAME	TYPE	EXTENSION LENGHT
246449	LED line Ceramic GU10 lamp holder with 14cm wire	GU10	14 cm
246685	LED line Ceramic GU5,3 lamp holder with 16cm wire	GU5.3	16 cm

LED line Jute pendant lamp holder E27

voltage
220-240V AC3-year
warrantyMaksymalna
moc
50 WMaterial
sznur
jutowy

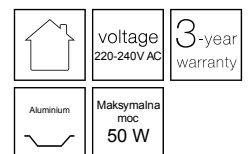
SURFACE



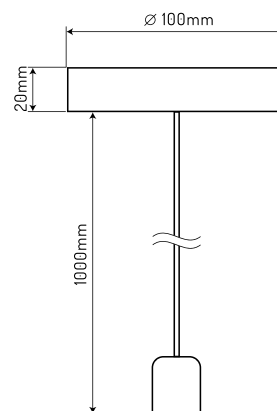
MORE DETAILS

SYMBOL	NAME	TYPE	NUMBER OF FIXTURES	EXTENSION LENGHT	MATERIAL
249877	LED line Jute pendant lamp holder 1.5 meters 1xE27	E27	1	150 cm	jute cord
249884	LED line Jute pendant lamp holder 1.5 meters 2xE27	E27	2	150 cm	jute cord
249891	LED line Jute pendant lamp holder 1.5 meters 3xE27	E27	3	150 cm	jute cord

LED line Suspended luminaire 1xE27

voltage
220-240V AC3-year
warranty

Aluminum

Maksymalna
moc
50 W

MORE DETAILS

SYMBOL	NAME	TYPE	NUMBER OF FIXTURES	EXTENSION LENGHT	FIXTURE COLOR
249853	LED line Suspended luminaire 1xE27 aluminum pearl black	E27	1	100 cm	pearl black
249839	LED line Suspended luminaire 1xE27 aluminum rose gold	E27	1	100 cm	rose gold
249860	LED line Suspended luminaire 1xE27 aluminum antique copper	E27	1	100 cm	antique copper
249846	LED line Suspended luminaire 1xE27 aluminum chrome	E27	1	100 cm	chrome

LED line

A modern interior space featuring a curved wooden reception desk, a beige sofa with brown cushions, and a ceiling with recessed LED spotlights. A large red diagonal graphic element is overlaid on the image. The lighting is warm and focused, highlighting the architectural details.

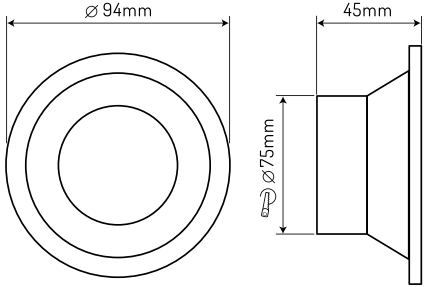
LED SPOTLIGHTS



LED SPOTLIGHTS
CLASSIC

LED line Recessed round spotlight / die-cast

5-year warranty | MAX 35W |

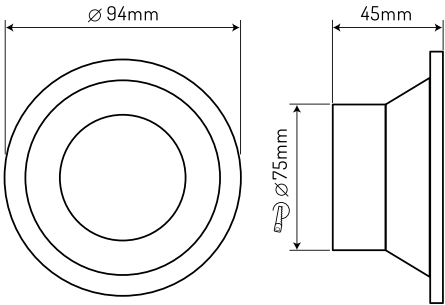


MORE DETAILS

SYMBOL	NAME	FIXTURE COLOUR	SHAPE	MOUNTING HOLE SIZE	MOUNTING TYPE	MATERIAL
241321	LED line Recessed round spotlight sanded	gold & black	round	75	recessed	aluminium

LED line Recessed round spotlight / die-cast

5-year warranty | MAX 35W |

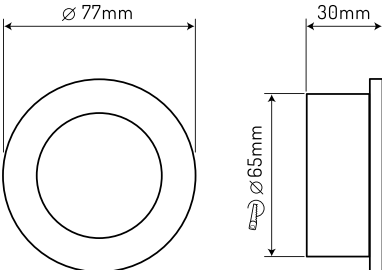


MORE DETAILS

SYMBOL	NAME	FIXTURE COLOUR	SHAPE	MOUNTING HOLE SIZE	MOUNTING TYPE	MATERIAL
241314	LED line Recessed round spotlight sanded	gold & white	round	75	recessed	aluminium

LED line Recessed adjustable round spotlight

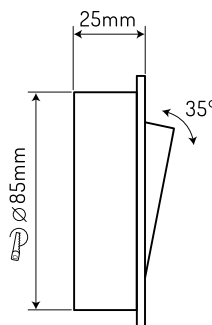
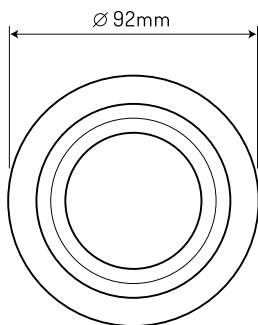
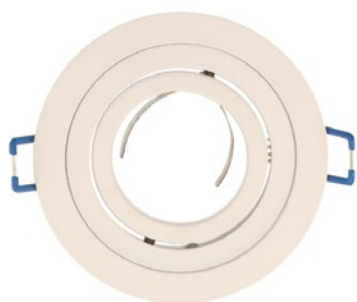
5-year warranty | MAX 35W |



MORE DETAILS

SYMBOL	NAME	FIXTURE COLOUR	SHAPE	MOUNTING HOLE SIZE	MOUNTING TYPE	FEATURE	MATERIAL
244902	LED line Recessed adjustable round spotlight brushed	black & silver	round	70	recessed	adjustable	aluminium
244810	LED line Recessed adjustable round spotlight brushed	silver	round	70	recessed	adjustable	aluminium
244896	LED line Recessed adjustable round spotlight sanded	silver	round	70	recessed	adjustable	aluminium

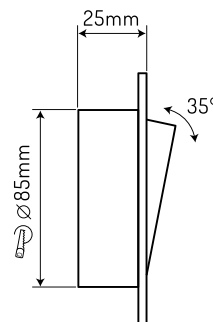
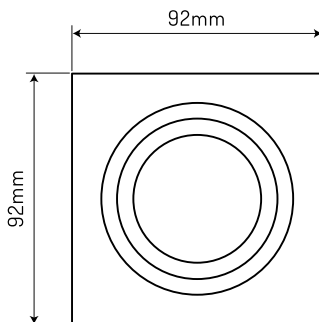
LED line Recessed adjustable round spotlight SLIM OROSA



MORE DETAILS

SYMBOL	NAME	FIXTURE COLOR	SHAPE	MOUNTING HOLE SIZE	MOUNTING TYPE	FEATURE	MATERIAL
241284	LED line Recessed adjustable round spotlight SLIM OROSA matt	white	round	85	recessed	adjustable	aluminium
241253	LED line Recessed adjustable round spotlight SLIM OROSA brushed	black	round	85	recessed	adjustable	aluminium
241239	LED line Recessed adjustable round spotlight SLIM OROSA brushed	silver	round	85	recessed	adjustable	aluminium

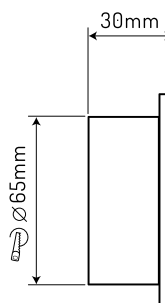
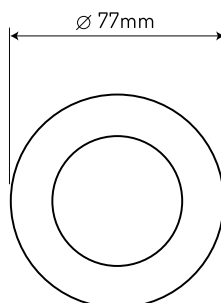
LED line Recessed adjustable square spotlight SLIM AKROS



MORE DETAILS

SYMBOL	NAME	FIXTURE COLOR	SHAPE	MOUNTING HOLE SIZE	MOUNTING TYPE	FEATURE	MATERIAL
241208	LED line Recessed adjustable square spotlight SLIM AKROS brushed	black	square	85	recessed	adjustable	aluminium
241215	LED line Recessed adjustable square spotlight SLIM AKROS brushed	silver	square	85	recessed	adjustable	aluminium
241222	LED line Recessed adjustable square spotlight SLIM AKROS matt	white	square	85	recessed	adjustable	aluminium

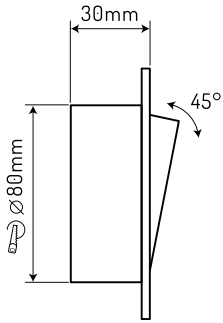
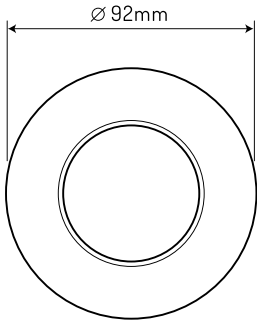
LED line Recessed round spotlight / die-cast



MORE DETAILS

SYMBOL	NAME	FIXTURE COLOR	SHAPE	MOUNTING HOLE SIZE	MOUNTING TYPE	MATERIAL
249235	LED line Recessed round spotlight	black	round	65	recessed	aluminium
242823	LED line Recessed round spotlight	satın	round	65	recessed	aluminium
242854	LED line Recessed round spotlight	white	round	65	recessed	aluminium

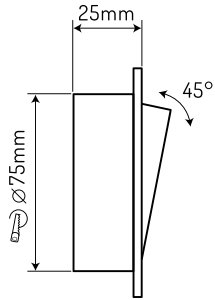
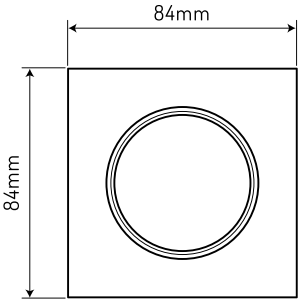
LED line Recessed adjustable round spotlight / die-cast



MORE DETAILS


SYMBOL	NAME	FIXTURE COLOR	SHAPE	MOUNTING HOLE SIZE	MOUNTING TYPE	FEATURE	MATERIAL
242885	LED line Recessed adjustable round spotlight	satin	round	80	recessed	adjustable	aluminium
242915	LED line Recessed adjustable round spotlight	white	round	80	recessed	adjustable	aluminium
249259	LED line Recessed adjustable round spotlight	black	round	80	recessed	adjustable	aluminium

LED line Recessed adjustable square spotlight / die-cast



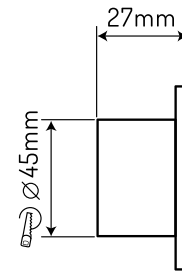
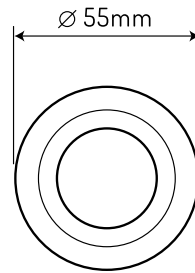

MORE DETAILS

SYMBOL	NAME	FIXTURE COLOR	SHAPE	MOUNTING HOLE SIZE	MOUNTING TYPE	FEATURE	MATERIAL
242939	LED line Recessed adjustable square spotlight	gold	square	75	recessed	adjustable	aluminium
242946	LED line Recessed adjustable square spotlight	satin	square	75	recessed	adjustable	aluminium
242977	LED line Recessed adjustable square spotlight	white	square	75	recessed	adjustable	aluminium



LED SPOTLIGHTS
WATERPROOF

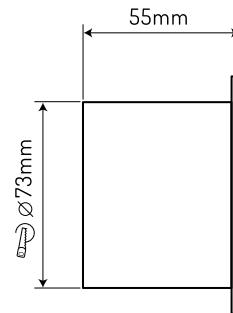
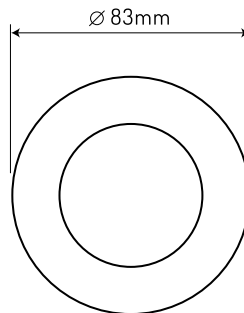
LED line Recessed waterproof round spotlight / MR11



MORE DETAILS

SYMBOL	NAME	FIXTURE COLOR	SHAPE	MOUNTING HOLE SIZE	MOUNTING TYPE	FEATURE	MATERIAL
249266	LED line Recessed waterproof round spotlight / die-cast / MR11	white	round	45	recessed	waterproof	zinc
249273	LED line Recessed waterproof round spotlight / die-cast / MR11	chrome	round	45	recessed	waterproof	zinc
249297	LED line Recessed waterproof round spotlight / die-cast / MR11	black	round	45	recessed	waterproof	zinc

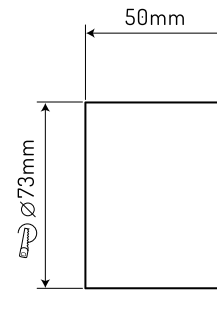
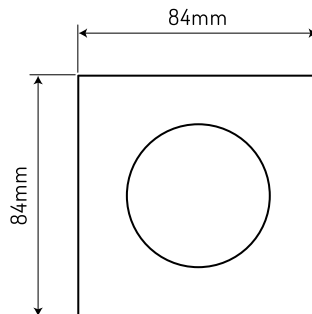
LED line Recessed waterproof round spotlight / die-cast



MORE DETAILS

SYMBOL	NAME	FIXTURE COLOR	SHAPE	MOUNTING HOLE SIZE	MOUNTING TYPE	FEATURE	MATERIAL
245428	LED line Recessed waterproof round spotlight / die-cast	white	round	73	recessed	waterproof	aluminium
245435	LED line Recessed waterproof round spotlight / die-cast	chrome	round	73	recessed	waterproof	aluminium
245442	LED line Recessed waterproof round spotlight / die-cast	satin	round	73	recessed	waterproof	aluminium
471055	LED line Recessed waterproof round spotlight / die-cast	black	round	73	recessed	waterproof	aluminium


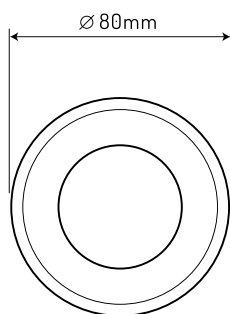
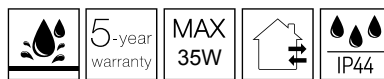
LED line Recessed waterproof square spotlight / die-cast



MORE DETAILS

SYMBOL	NAME	FIXTURE COLOR	SHAPE	MOUNTING HOLE SIZE	MOUNTING TYPE	FEATURE	MATERIAL
245374	LED line Recessed waterproof square spotlight / die-cast	white	square	73	recessed	waterproof	aluminium
245398	LED line Recessed waterproof square spotlight / die-cast	satin	square	73	recessed	waterproof	aluminium
471062	LED line Recessed waterproof square spotlight / die-cast	black	square	73	recessed	waterproof	aluminium

LED line Surface round spotlight / TUBE



[MORE DETAILS](#)

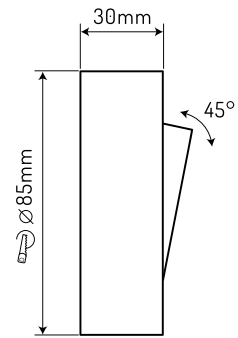
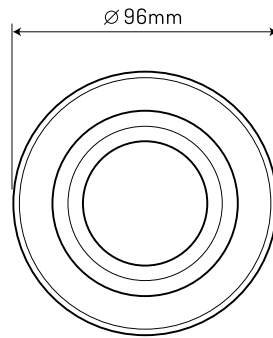
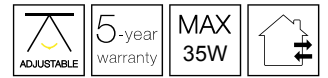
SYMBOL	NAME	FIXTURE COLOR	SHAPE	MOUNTING TYPE	FEATURE	MATERIAL
242540	LED line Surface round spotlight / TUBE	white	round	surface	waterproof	aluminium
242557	LED line Surface round spotlight / TUBE	black	round	surface	waterproof	aluminium





LED SPOTLIGHTS
TUBE

LED line Recessed waterproof square spotlight / die-cast

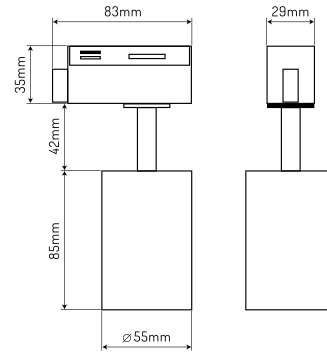

[MORE DETAILS](#)

SYMBOL	NAME	FIXTURE COLOR	SHAPE	MOUNTING HOLE SIZE	MOUNTING TYPE	FEATURE	MATERIAL
242656	LED line Recessed round spotlight TUBE	black	round	85	recessed	adjustable	aluminium
243851	LED line Recessed round spotlight TUBE	white	round	85	recessed	adjustable	aluminium
243134	LED line Recessed round spotlight TUBE	silver	round	85	recessed	adjustable	aluminium



LED SPOTLIGHTS
PIPE

LED line luminaire for single-phase track GU10 PIPE



MAX 10W	330°	180°		3-year warranty
GU10	Aluminium	IK 02	IP 20	

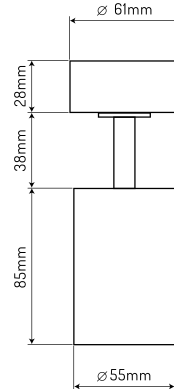


MORE DETAILS

SYMBOL NAME

SYMBOL	NAME	FIXTURE COLOR	SHAPE	MOUNTING TYPE	FEATURE	MATERIAL
478252	LED line luminaire for single-phase track GU10 black PIPE	black	round	track	adjustable	aluminium
475442	LED line luminaire for single-phase track GU10 white PIPE	white	round	track	adjustable	aluminium

LED line surface mounted luminaire GU10 PIPE



MAX 10W	330°	180°	SURFACE	
3-year warranty	GU10	Aluminium	IK 02	IP 20

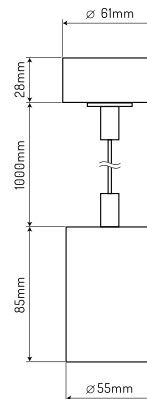


MORE DETAILS

SYMBOL NAME

SYMBOL	NAME	FIXTURE COLOR	SHAPE	MOUNTING TYPE	FEATURE	MATERIAL
478276	LED line surface mounted luminaire GU10 black PIPE	black	round	surface	adjustable	aluminium
478283	LED line surface mounted luminaire GU10 white PIPE	white	round	surface	adjustable	aluminium

LED line pendant luminaire GU10 PIPE



MAX 10W	SURFACE	3-year warranty	GU10
Aluminium	IK 02	IP 20	




MORE DETAILS

SYMBOL NAME

SYMBOL	NAME	FIXTURE COLOR	SHAPE	MOUNTING TYPE	MATERIAL
478290	LED line pendant luminaire GU10 black PIPE	black	round	suspended	aluminium
478306	LED line pendant luminaire GU10 white PIPE	white	round	suspended	aluminium

LED line



LED MODULES



LED MODULES
EXPERT

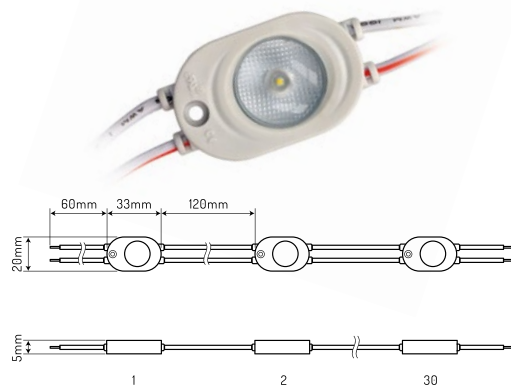
ENERGY
LED line®
243400

A
B
C
D
E
F
G

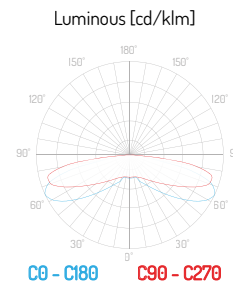
1
kWh/1000h

2019/2015

LED line Opto module 1W



*.IES
7-year warranty
LED provided by OSRAM
95lm/W



MORE DETAILS

SYMBOL	NAME	WATTAGE	CCT	LUMINOUS FLUX	VOLTAGE	LED
243400	LED line OPTO module 1x SMD2835 12V 6500K 1W	1W	6500K	95	12V	SMD2835
477361	LED line OPTO module 1x SMD2835 12V 11000K 1W	1W	11000K	100	12V	SMD2835


ENERGY
LED line®
243417

A
B
C
D
E
F
G

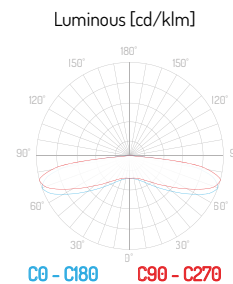
2
kWh/1000h

2019/2015

LED line Opto module 2W



*.IES
7-year warranty
LED provided by OSRAM
95lm/W



MORE DETAILS

SYMBOL	NAME	WATTAGE	CCT	LUMINOUS FLUX	VOLTAGE	LED
243417	LED line OPTO module 2x SMD2835 12V 6500K 2W	2W	6500K	190	12V	SMD2835


ENERGY
LED line®
243424

A
B
C
D
E
F
G

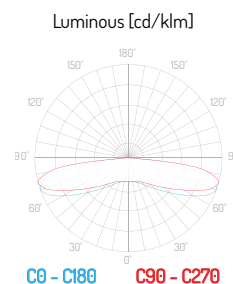
3
kWh/1000h

2019/2015

LED line Opto module 2,5W



*.IES
7-year warranty
LED provided by OSRAM
95lm/W



MORE DETAILS

SYMBOL	NAME	WATTAGE	CCT	LUMINOUS FLUX	VOLTAGE	LED
243424	LED line OPTO module 3x SMD2835 12V 6500K 2,5W	2,5W	6500K	237	12V	SMD2835

ENERGY
LED line®
243431


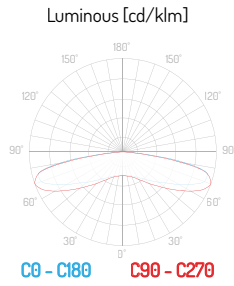
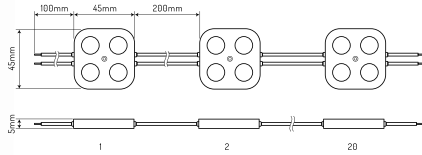
A
B
C
D
E
F
G

3
kWh/1000h

2019/2015

LED line Opto module 3W

*.IES
7-year warranty
LED provided by OSRAM
95lm/W



MORE DETAILS

SYMBOL	NAME	WATTAGE	CCT	LUMINOUS FLUX	VOLTAGE	LED
243431	LED line OPTO module 4x SMD2835 12V 6500K 3W	3W	6500K	285	12V	SMD2835



LED line

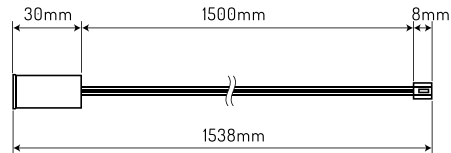
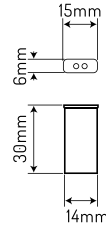
A photograph of a modern interior space, likely a hallway or office area, featuring a dark ceiling with recessed lighting strips and circular lights. A large, semi-transparent red geometric shape is overlaid on the left side of the image. The text 'LED DRIVERS' is printed in white, bold, sans-serif font in the lower right quadrant.

LED DRIVERS



LED DRIVERS MULTIPOWER

LED line Multipower sensor Hand Motion

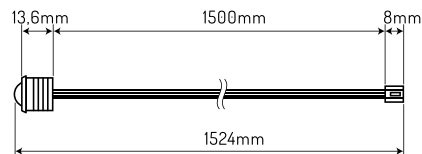
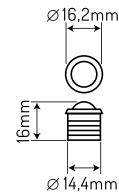

[MORE DETAILS](#)

SYMBOL NAME

477965 LED line Master Sensor Hand Motion On/Off

478009 LED line Channel Sensor Hand Motion On/Off

LED line Multipower sensor PIR

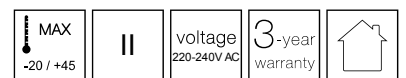
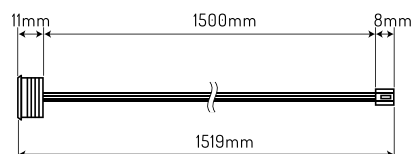
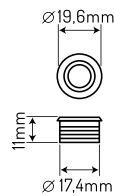

[MORE DETAILS](#)

SYMBOL NAME

477989 LED line Master Sensor PIR

478023 LED line Channel Sensor PIR

LED line Multipower Touch ON/OFF/DIMMER

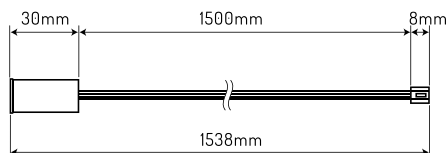
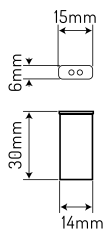

[MORE DETAILS](#)

SYMBOL NAME

477958 LED line Master Sensor Touch On/Off Dimmer

477996 LED line Channel Sensor Touch On/Off Dimmer

LED line Multipower IR Door



MAX -20 / +45 || voltage 220-240V AC 3-year warranty



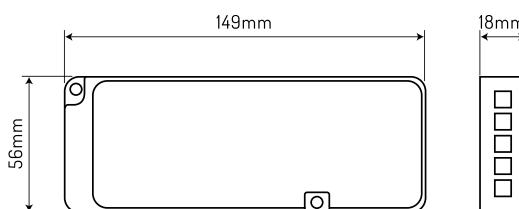
MORE DETAILS

SYMBOL NAME

477972 LED line Master Sensor IR Door

478016 LED line Channel Sensor IR Door

LED line Multipower driver 36W 12V



MAX -20 / +45 || voltage 220-240V AC 3-year warranty



MORE DETAILS

SYMBOL NAME

477729 LED line MultiWATTAGE 36-12 3A 36W 12V IP20

WATTAGE

36W

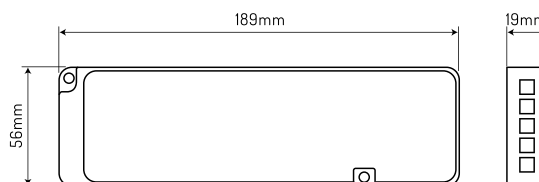
VOLTAGE

12V

IP CLASS

IP20

LED line Multipower driver 60W 12V



MAX -20 / +45 || voltage 220-240V AC 3-year warranty



MORE DETAILS

SYMBOL NAME

477736 LED line MultiWATTAGE 60-12 5A 60W 12V IP20

WATTAGE

60W

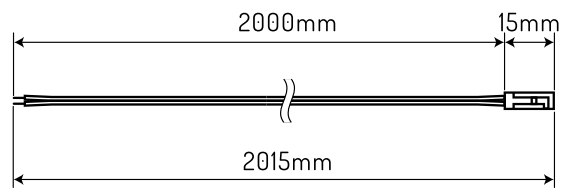
VOLTAGE

12V

IP CLASS

IP20

LED line Multipower wire



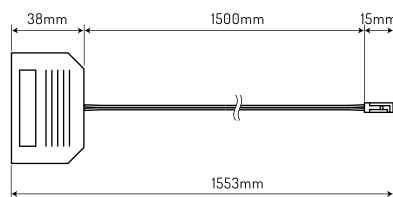
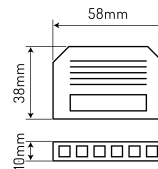
[MORE DETAILS](#)

SYMBOL NAME

477934 LED line MultiWATTAGE LED wire 2m

477927 LED line MultiWATTAGE LED extension wire 2m

LED line Multipower splitter



[MORE DETAILS](#)

SYMBOL NAME

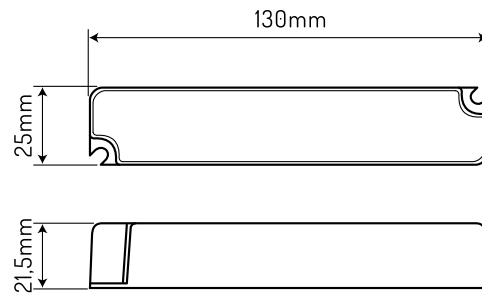
477941 LED line MultiWATTAGE Splitter 6 ports



LED DRIVERS

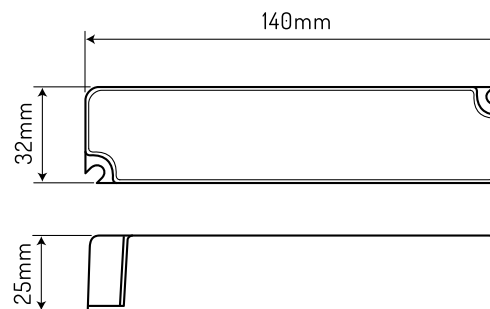
WATERPROOF

LED line LED Driver 12W IP67


[MORE DETAILS](#)

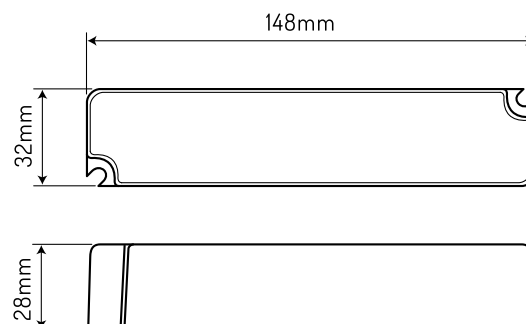
SYMBOL	NAME	WATTAGE	VOLTAGE	IP CLASS
LL-12-12	LED line LED Driver 12-12 IP67 12V	12W	12V	IP67
LL-12-24	LED line LED Driver 12-24 IP67 24V	12W	24V	IP67

LED line LED Driver 24W IP67


[MORE DETAILS](#)

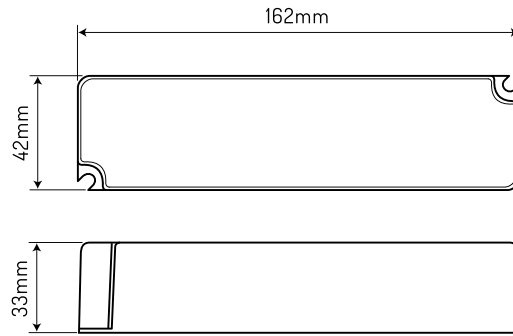
SYMBOL	NAME	WATTAGE	VOLTAGE	IP CLASS
LL-20-12	LED line LED Driver 20-12 IP67 12V	24W	12V	IP67
LL-20-24	LED line LED Driver 20-24 IP67 24V	24W	24V	IP67

LED line LED Driver 36W IP67


[MORE DETAILS](#)

SYMBOL	NAME	WATTAGE	VOLTAGE	IP CLASS
LL-35-12	LED line LED Driver 35-12 IP67 12V	36W	12V	IP67
LL-35-24	LED line LED Driver 35-24 IP67 24V	36W	24V	IP67


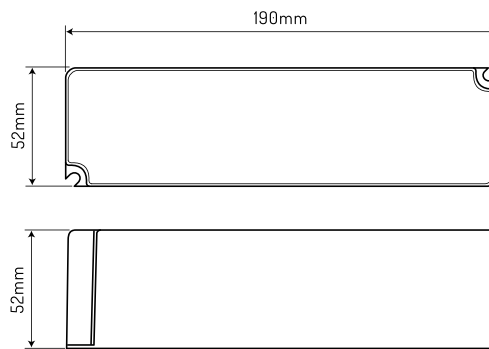
LED line LED Driver 75W IP67



[MORE DETAILS](#)

SYMBOL	NAME	WATTAGE	VOLTAGE	IP CLASS
LL-75-12	LED line LED Driver 75-12 IP67 12V	75W	12V	IP67
LL-75-24	LED line LED Driver 75-24 IP67 24V	75W	24V	IP67

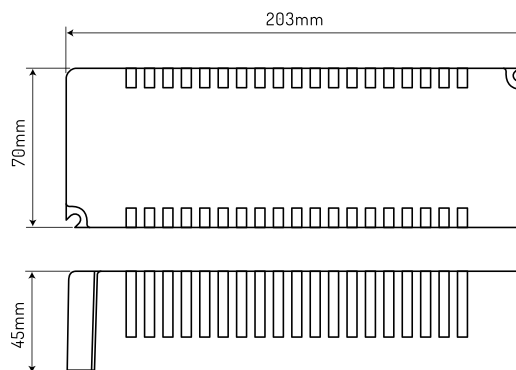
LED line LED Driver 100W IP67



[MORE DETAILS](#)

SYMBOL	NAME	WATTAGE	VOLTAGE	IP CLASS
LL-100-12	LED line LED Driver 100-12 IP67 12V	100W	12V	IP67
LL-100-24	LED line LED Driver 100-24 IP67 24V	100W	24V	IP67

LED line LED Driver 150W IP67



[MORE DETAILS](#)

SYMBOL	NAME	WATTAGE	VOLTAGE	IP CLASS
LL-150-12	LED line LED Driver 150-12 IP67 12V	150W	12V	IP67
LL-150-24	LED line LED Driver 150-24 IP67 24V	150W	24V	IP67



LED line

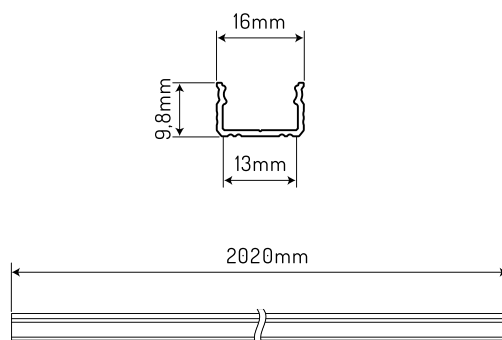


LED PROFILES

SURFACE CORNER RECESSED

LED PROFILES

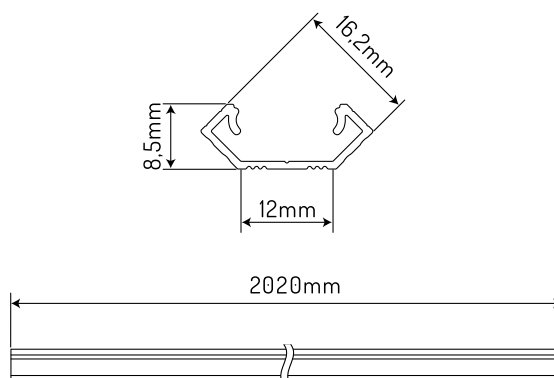
LED line LED Profile Surface



[MORE DETAILS](#)

SYMBOL	NAME	LENGHT	HIGH	WIDE	MOUNTING TYPE	COLOUR
478566	LED Profile Surface 10 mm Anodized 2020 mm with milky cover	2020mm	9,8mm	16mm	surface	anodized
478603	LED Profile Surface 10 mm White 2020 mm with milky cover	2020mm	9,8mm	16mm	surface	white
478641	LED Profile Surface 10 mm Black 2020 mm with milky cover	2020mm	9,8mm	16mm	surface	black

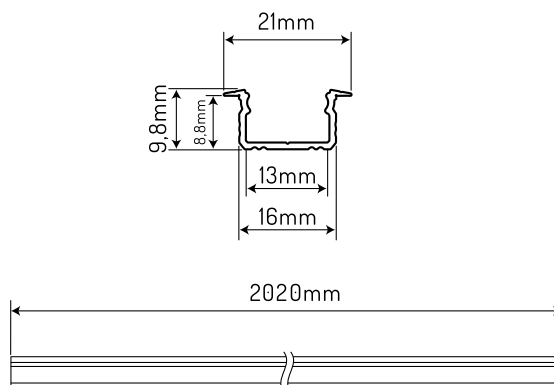
LED line LED Profile Corner



[MORE DETAILS](#)

SYMBOL	NAME	LENGHT	HIGH	WIDE	MOUNTING TYPE	COLOUR
478573	LED Profile Corner Anodized 2020 mm with milky cover	2020mm	8,5mm	16mm	corner	anodized
478610	LED Profile Corner White 2020 mm with milky cover	2020mm	9,8mm	16mm	corner	white
478658	LED Profile Corner Black 2020 mm with milky cover	2020mm	9,8mm	16mm	corner	black

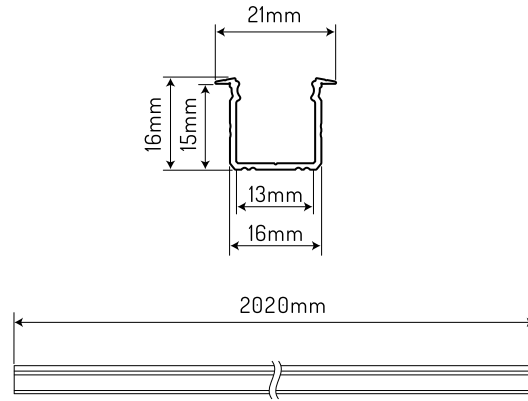
LED line LED Profile Recessed 10 mm



[MORE DETAILS](#)

SYMBOL	NAME	LENGHT	HIGH	WIDE	MOUNTING TYPE	COLOUR
478580	LED Profile Recessed 10 mm Anodized 2020 mm with milky cover	2020mm	9,8mm	16mm	recessed	anodized
478627	LED Profile Recessed 10 mm White 2020 mm with milky cover	2020mm	9,8mm	16mm	recessed	white
478665	LED Profile Recessed 10 mm Black 2020 mm with milky cover	2020mm	9,8mm	16mm	recessed	black

LED line LED Profile Recessed 16 mm


[MORE DETAILS](#)

SYMBOL	NAME	LENGHT	HIGH	WIDE	MOUNTING TYPE	COLOUR
478597	LED Profile Recessed 16 mm Anodized 2020 mm with milky cover	2020mm	16mm	16mm	recessed	anodized
478634	LED Profile Recessed 16 mm White 2020 mm with milky cover	2020mm	16mm	16mm	recessed	white
478672	LED Profile Recessed 16 mm Black 2020 mm with milky cover	2020mm	16mm	16mm	recessed	black

Notes

LED line

LEDIN Group Sp. z o.o.
Dębowa 1
07-410 Tobolice
tel. +48 29 764 77 00
kontakt@ledline.pl

www.ledline.pl